



2" Square Zinc Plated Ubolt Kit

2" Square Zinc Plated ubolt kit !!

[Read More](#)

SKU: D2E4203-ZP

Categories: [Ubolt Kits](#)

Product Description

***This is a ZINC PLATED Ubolt kit for 2,000-3,500# axles w/
2" square tube***



Kit Includes:

(4) 4203-1ZP Ubolts, 2" x 5-1/4" x 1/2" - 13

(2) 4203-3ZP Ubolt Plate

(8) 4201-2ZP Hex Nut, 1/2" - 13

(8) 4201-4ZP Lock Washer, 1/2" ID



2" x 8' Axle Ratchet Strap BLACK

S26108-SH-BLK : 2" x 8' Axle Ratchet Strap BLACK

[Read More](#)

SKU: S26108-SH-BLK

Categories: [Tie Down Straps](#)

Product Description

Brand: PCC

2" x 8' Axle Ratchet Strap w/ Cordura protective sleeve

Color: Black

Features (2) 2" Flat Snap Hooks on each end

2" wide Ratchet Buckle

Working Load Limit: 2000 LBS

Assembled in USA by PCC



2,000-LBS FLIP UP FLANGE MOUNT 10" LIFT JACK

2,000-LBS TOP WIND TUBE MOUNT 10" LIFT JACK

[Read More](#)

SKU: TJB2001B

Categories: [Jacks](#)

Product Description

Capacity: 2,000lbs / ea jack

WELD ON L BRACKET

Top Wind

Lift: 10"

Description

2,000-Lbs Side Wind Tube Mount 10" Lift Jack

Item Height

17.5

Item Length

7

Item Width

4

Item Weight

15.5



2-3/8" Round Ubolt Kit

3500# ubolt kit !!

[Read More](#)

SKU: D2E4202

Categories: [Ubolt Kits](#)

Product Description

This is a Ubolt kit for a 3,500# axles w/ 2-3/8" tube

Kit Includes:

(4) 4202-1 Ubolts, 2-3/8" x 5-1/2" x 1/2" - 20

(2) 4202-3 Ubolt Plate, 2-3/8"

(8) 4201-2 Lock Nut, 1/2" - 20





2-5/16" Adjustable Channel 6H Coupler 14K Capacity

2-5/16" Ball Adjustable Channel 6H Coupler 14K Capacity!

[Read More](#)

SKU: D2E-CTA-14CB6

Categories: [Couplers](#)

Product Description

Brand: RAM

Capacity: 14,000lbs

Includes Bolts / Nuts

Adjustable Channel 6H



2-5/16" Adjustable Channel Coupler 14K Capacity HEAD ONLY

5/16" Adjustable Channel Coupler 14K Capacity HEAD ONLY !

[Read More](#)

SKU: D2E-14KHEADCOUP

Categories: [Couplers](#)

Product Description

Brand: RAM

Capacity: 14,000lbs

Includes Head Only

Adjustable Channel Type

BLACK (Not RED like picture)



2-5/16" Adjustable Channel Coupler 21K Capacity HEAD ONLY

5/16" Adjustable Channel Coupler 14K Capacity HEAD ONLY !

[Read More](#)

SKU: D2E-21KHEADCOUP

Categories: [Couplers](#)


Product Description

Brand: RAM

Capacity: 21,000lbs

Includes Head Only

Adjustable Channel Type



2-5/16" Adjustable Coupler 21K Capacity

2-5/16" Ball Adjustable Coupler 21K Capacity!

[Read More](#)

SKU: CTA321

Categories: [Couplers](#)

Product Description

Brand: RAM

Type: Adjustable 2-5/16" Ball Coupler, fits all standard Multi Hole Channel

Model: CTA-321

Capacity: 21,000lbs



2-5/16" Adjustable Coupler 21K

REPAIR KIT ONLY for model CTA-321

REPAIR KIT ONLY 2-5/16" Ball Adjustable Coupler 21K Capacity!

[Read More](#)

SKU: CTA321RK

Categories: [Couplers](#)

Product Description

Brand: RAM

REPAIR KIT FOR BROKEN OR FAILED KNOBS ON CTA-321 COUPLERS

Type: Adjustable 2-5/16" Ball Coupler, fits all standard Multi Hole Channel

Fits Model: CTA-321

Capacity: 21,000lbs



2-5/16" Aframe Coupler 14K Capacity

2-5/16" Ball Aframe Coupler 14K Capacity !

[Read More](#)

SKU: D2E-CA-5400-O

Categories: [Couplers](#)

Product Description

Brand: RAM

Capacity: 14,000lbs

Flip Latch Style

Aframe Type



2-5/16" BULLDOG A-frame Coupler 12.5K Capacity, Low Latch

2-5/16"; BULLDOG A-frame Coupler 12.5K Capacity, Low Latch !

[Read More](#)

SKU: D2E-4B8L

Categories: [Couplers](#)

Product Description

Brand: BULLDOG

Capacity: 12,500lbs

Low Latch



2-5/16" BULLDOG Adjustable Channel Coupler 14K Capacity, Flip Latch

2-5/16"; BULLDOG Adjustable Channel Coupler 14K Capacity,
Flip Latch!

[Read More](#)

SKU: D2E-A256

Categories: [Couplers](#)

Product Description

Brand: BULLDOG

Capacity: 14,000lbs

Flip Latch

Model: A256



2-5/16" BULLDOG Straight 3" Tongue Coupler 12.5K Capacity

2"; BULLDOG Straight Tongue Coupler 7K Capacity !

[Read More](#)

SKU: D2E-3B4

Categories: [Couplers](#)

Product Description

Brand: BULLDOG

Ball Size: 2-5/16"

Capacity: 12,500lbs

Straight Coupler for 3" Square



2-5/16" RAM A-frame Coupler 12.5K Capacity, Low Latch

2-5/16"; RAM A-frame Coupler 12.5K Capacity, Low Latch !

[Read More](#)

SKU: CA-5296-B

Categories: [Couplers](#)


Product Description

Brand: RAM

Capacity: 12,500lbs

Low Latch

MODEL: CA-5296-B



2000# Axle Trailer Idler Hub with 4on4" Bolt Pattern BT16

2000# Axle Trailer Idler Hub 4x4" BP with Races & Studs

[Read More](#)

SKU: D2E88440-BT16

Categories: [2000 # Trailer Idler Hubs](#)

Product Description

Fits Dexter & Quality Brands & others with same bearings

Includes 2000# Trailer Axle Idler Hub with 4on4" BP, Inner and Outer Races and Studs BT16

Uses Inner Race # L-44610


Uses Outer Race # L-44610

Uses Inner Bearing # L-44649 1-116" ID

Uses Outer Bearing # L-44649 1-116" ID

Comes with .5"x20 Studs, Outer Race, Inner Race Installed

NOTE: Please use Bolt Pattern Guide Located in the Wheels Section to ensure you are measuring the bolt pattern accurately



2000# Axle Trailer Idler Hub with 4on4" Bolt Pattern BT8

2000# Axle Trailer Idler Hub 4x4" BP with Races & Studs

[Read More](#)

SKU: D2E88440-1 BT8

Categories: [2000 # Trailer Idler Hubs](#)

Product Description

Fits Dexter & Quality Brands & others with same bearings

Includes 2000# Trailer Axle Idler Hub with 4on4" BP, Inner and Outer Races and Studs BT8

Uses Inner Race # L-44610

Uses Outer Race # L-44610

Uses Inner Bearing # L-44643 1" ID

Uses Outer Bearing # L-44643 1" ID

Comes with .5"x20 Studs, Outer Race, Inner Race Installed

NOTE: Please use Bolt Pattern Guide Located in the Wheels Section to ensure you are measuring the bolt pattern accurately



2000# Axle Trailer Idler Hub with 5on4.5" Bolt Pattern BT16

2000# Axle Trailer Idler Hub 5x4.5" BP with Races & Studs

[Read More](#)

SKU: D2E88545-BT16

Categories: [2000 # Trailer Idler Hubs](#)

Product Description

Fits Dexter & Quality Brands & others with same bearings

Includes 2000# Trailer Axle Idler Hub with 5on4.5" BP, Inner and Outer Races and Studs BT16

Uses Inner Race # L-44610

Uses Outer Race # L-44610

Uses Inner Bearing # L-44649 1-116" ID

Uses Outer Bearing # L-44649 1-116" ID

Comes with .5"x20 Studs, Outer Race, Inner Race Installed

NOTE: Please use Bolt Pattern Guide Located in the Wheels Section to ensure you are measuring the bolt pattern accurately



2000# Axle Trailer Idler Hub with 5on4.5" Bolt Pattern BT8

2000# Axle Trailer Idler Hub 5x4.5" BP with Races & Studs

[Read More](#)

SKU: D2E88545-BT8

Categories: [2000 # Trailer Idler Hubs](#)

Product Description

Fits Dexter & Quality Brands & others with same bearings

Includes 2000# Trailer Axle Idler Hub with 5on4.5" BP, Inner and Outer Races and Studs BT8

Uses Inner Race # L-44610

Uses Outer Race # L-44610

Uses Inner Bearing # L-44649 1" ID

Uses Outer Bearing # L-44649 1" ID

Comes with .5"x20 Studs, Outer Race, Inner Race Installed

NOTE: Please use Bolt Pattern Guide Located in the Wheels Section to ensure you are measuring the bolt

pattern accurately



205/65-10 Galvanized 4H/C ply Assembly

3H380 : 205/65-10 Galvanized 4H/C ply Assembly FREE SHIPPING to 48 Continental US States!!!!

[Read More](#)

SKU: 3H380

Categories: [10"](#)

Product Description

- ST205/65-10 C ply LoadStar K399
- 20.5/8.0-10 Alternate Size
- High Speed Trailer Tire
- Tubeless type
- Bias 6 Ply
- Load Range C, 1100# capacity
- S.W: 8.3"
- O.D: 20.7"
- Max PSI 50
- Rim 10x6
- The LoadStar Trailer tire provides a 2 year warranty with the warranty number imprinted on each tire.
- These tires provide: Longer Wear, Better Towing Stability, Reduced Rolling Resistance and meets all US Dept of Transportation requirements.

Rim Specs:

- 10" x 6" Galvanized Finish
 - 0 offset
 - 4H x 4" Bolt Pattern
-



205/65-10 Galvanized 4H/D ply Assembly

3H420 : 205/65-10 Galvanized 4H/D ply Assembly FREE SHIPPING to 48 Continental US States!!!!

[Read More](#)

SKU: 3H420

Categories: [10"](#)

Product Description

- ST205/65-10 D ply LoadStar K399
- 20.5/8.0-10 Alternate Size
- High Speed Trailer Tire
- Tubeless type
- Bias8 Ply
- Load Range D, 1330# capacity
- S.W: 8.3"
- O.D: 20.7"
- Max PSI 70
- Rim 10x6
- The LoadStar Trailer tire provides a 2 year warranty with the warranty number imprinted on each tire.
- These tires provide: Longer Wear, Better Towing Stability, Reduced Rolling Resistance and meets all US Dept of Transportation requirements.

Rim Specs:

- 10" x 6" Galvanized Finish
 - 0 offset
 - 4H x 4" Bolt Pattern
-



205/65-10 Galvanized 4H/Eply Assembly

3H470 : 205/65-10 Galvanized 4H/Eply Assembly FREE SHIPPING
to 48 Continental US States!!!!

[Read More](#)

SKU: 3H470

Categories: [10"](#)

Product Description

- ST205/65-10 E ply LoadStar K399
- 20.5/8.0-10 Alternate Size
- High Speed Trailer Tire
- Tubeless type
- Bias10 Ply
- Load Range E, 1660# capacity
- S.W: 8.3"
- O.D: 20.7"
- Max PSI 90
- Rim 10x6
- The LoadStar Trailer tire provides a 2 year warranty with the warranty number imprinted on each tire.
- These tires provide: Longer Wear, Better Towing Stability, Reduced Rolling Resistance and meets all US Dept of Transportation requirements.

Rim Specs:

- 10" x 6" Galvanized Finish
 - 0 offset
 - 4H x 4" Bolt Pattern
-



205/65-10 Galvanized 5H/C ply Assembly

3H400 : 205/65-10 Galvanized 5H/C ply Assembly FREE SHIPPING to 48 Continental US States!!!!

[Read More](#)

SKU: 3H400

Categories: [10"](#)

Product Description

- ST205/65-10 C ply LoadStar K399
- 20.5/8.0-10 Alternate Size
- High Speed Trailer Tire
- Tubeless type
- Bias 6 Ply
- Load Range C, 1100# capacity
- S.W: 8.3"
- O.D: 20.7"
- Max PSI 50
- Rim 10x6
- The LoadStar Trailer tire provides a 2 year warranty with the warranty number imprinted on each tire.
- These tires provide: Longer Wear, Better Towing Stability, Reduced Rolling Resistance and meets all US Dept of Transportation requirements.

Rim Specs:

- 10" x 6" Galvanized Finish
 - 0 offset
 - 5H x 4.5" Bolt Pattern
-



205/65-10 Galvanized 5H/D ply Assembly

3H440 : 205/65-10 Galvanized 5H/D ply Assembly FREE SHIPPING to 48 Continental US States!!!!

[Read More](#)

SKU: 3H440

Categories: [10"](#)

Product Description

- ST205/65-10 D ply LoadStar K399
- 20.5/8.0-10 Alternate Size
- High Speed Trailer Tire
- Tubeless type
- Bias8 Ply
- Load Range D, 1330# capacity
- S.W: 8.3"
- O.D: 20.7"
- Max PSI 70
- Rim 10x6
- The LoadStar Trailer tire provides a 2 year warranty with the warranty number imprinted on each tire.
- These tires provide: Longer Wear, Better Towing Stability, Reduced Rolling Resistance and meets all US Dept of Transportation requirements.

Rim Specs:

- 10" x 6" Galvanized Finish
 - 0 offset
 - 5H x 4.5" Bolt Pattern
-



205/65-10 Galvanized 5H/Eply Assembly

3H490 : 205/65-10 Galvanized 5H/Eply Assembly FREE SHIPPING
to 48 Continental US States!!!!

[Read More](#)

SKU: 3H490

Categories: [10"](#)

Product Description

- ST205/65-10 E ply LoadStar K399
- 20.5/8.0-10 Alternate Size
- High Speed Trailer Tire
- Tubeless type
- Bias10 Ply
- Load Range E, 1660# capacity
- S.W: 8.3"
- O.D: 20.7"
- Max PSI 90
- Rim 10x6
- The LoadStar Trailer tire provides a 2 year warranty with the warranty number imprinted on each tire.
- These tires provide: Longer Wear, Better Towing Stability, Reduced Rolling Resistance and meets all US Dept of Transportation requirements.

Rim Specs:

- 10" x 6" Galvanized Finish
 - 0 offset
 - 5H x 4.5" Bolt Pattern
-



205/65-10 White 4H/Cply Assembly

3H370 : 205/65-10 White 4H/Cply Assembly FREE SHIPPING to 48 Continental US States!!!!

[Read More](#)

SKU: 3H370

Categories: [10"](#)

Product Description

- ST205/65-10 C ply LoadStar K399
- 20.5/8.0-10 Alternate Size
- High Speed Trailer Tire
- Tubeless type
- Bias Ply
- Load Range C, 1105# capacity
- S.W: 8.3"
- O.D: 20.7"
- Max PSI 50
- Rim 10x6
- The LoadStar Trailer tire provides a 2 year warranty with the warranty number imprinted on each tire.
- These tires provide: Longer Wear, Better Towing Stability, Reduced Rolling Resistance and meets all US Dept of Transportation requirements.

Rim Specs:

- 10" x 6"
 - 0 offset
 - 4H x 4" Bolt Pattern
-



205/65-10 White 4H/Dply Assembly

3H410 : 205/65-10 White 4H/Dply Assembly FREE SHIPPING to 48 Continental US States!!!!

[Read More](#)

SKU: 3H410

Categories: [10"](#)

Product Description

- ST205/65-10 D ply LoadStar K399
- 20.5/8.0-10 Alternate Size
- High Speed Trailer Tire
- Tubeless type
- Bias Ply
- Load Range D, 1330# capacity
- S.W: 8.3"
- O.D: 20.7"
- Max PSI 70
- Rim 10x6
- The LoadStar Trailer tire provides a 2 year warranty with the warranty number imprinted on each tire.
- These tires provide: Longer Wear, Better Towing Stability, Reduced Rolling Resistance and meets all US Dept of Transportation requirements.

Rim Specs:

- 10" x 6"
 - 0 offset
 - 4H x 4" Bolt Pattern
-



205/65-10 White 4H/Eply Assembly

3H460 : 205/65-10 White 4H/Eply Assembly FREE SHIPPING to 48 Continental US States!!!!

[Read More](#)

SKU: 3H460

Categories: [10"](#)

Product Description

- ST205/65-10 E ply LoadStar K399
- 20.5/8.0-10 Alternate Size
- High Speed Trailer Tire
- Tubeless type
- Bias10 Ply
- Load Range E, 1660# capacity
- S.W: 8.3"
- O.D: 20.7"
- Max PSI 90
- Rim 10x6
- The LoadStar Trailer tire provides a 2 year warranty with the warranty number imprinted on each tire.
- These tires provide: Longer Wear, Better Towing Stability, Reduced Rolling Resistance and meets all US Dept of Transportation requirements.

Rim Specs:

- 10" x 6"
 - 0 offset
 - 4H x 4" Bolt Pattern
-



205/65-10 White 5H/Cply Assembly

3H390: 205/65-10 White 5H/Cply Assembly FREE SHIPPING to 48 Continental US States!!!!

[Read More](#)

SKU: 3H390

Categories: [10"](#)

Product Description

- ST205/65-10 C ply LoadStar K399
- 20.5/8.0-10 Alternate Size
- High Speed Trailer Tire
- Tubeless type
- Bias Ply
- Load Range C, 1105# capacity
- S.W: 8.3"
- O.D: 20.7"
- Max PSI 50
- Rim 10x6
- The LoadStar Trailer tire provides a 2 year warranty with the warranty number imprinted on each tire.
- These tires provide: Longer Wear, Better Towing Stability, Reduced Rolling Resistance and meets all US Dept of Transportation requirements.

Rim Specs:

- 10" x 6"
 - 0 offset
 - 5H x 4.5" Bolt Pattern
-



205/65-10 White 5H/Dply Assembly

3H430 : 205/65-10 White 5H/Dply Assembly FREE SHIPPING to 48 Continental US States!!!!

[Read More](#)

SKU: 3H430

Categories: [10"](#)

Product Description

- ST205/65-10 D ply LoadStar K399
- 20.5/8.0-10 Alternate Size
- High Speed Trailer Tire
- Tubeless type
- Bias Ply
- Load Range D, 1330# capacity
- S.W: 8.3"
- O.D: 20.7"
- Max PSI 70
- Rim 10x6
- The LoadStar Trailer tire provides a 2 year warranty with the warranty number imprinted on each tire.
- These tires provide: Longer Wear, Better Towing Stability, Reduced Rolling Resistance and meets all US Dept of Transportation requirements.

Rim Specs:

- 10" x 6"
 - 0 offset
 - 5H x 4.5" Bolt Pattern
-



205/65-10 White 5H/Eply Assembly

3H480 : 205/65-10 White 5H/Eply Assembly FREE SHIPPING to 48 Continental US States!!!!

[Read More](#)

SKU: 3H480

Categories: [10"](#)

Product Description

- ST205/65-10 E ply LoadStar K399
- 20.5/8.0-10 Alternate Size
- High Speed Trailer Tire
- Tubeless type
- Bias10 Ply
- Load Range E, 1660# capacity
- S.W: 8.3"
- O.D: 20.7"
- Max PSI 90
- Rim 10x6
- The LoadStar Trailer tire provides a 2 year warranty with the warranty number imprinted on each tire.
- These tires provide: Longer Wear, Better Towing Stability, Reduced Rolling Resistance and meets all US Dept of Transportation requirements.

Rim Specs:

- 10" x 6"
 - 0 offset
 - 5H x 4.5" Bolt Pattern
-



24" Hydraulic Cylinder for dump trailers

Down To Earth Trailers OEM Hydraulic Cylinder for dump trailers

[Read More](#)

SKU: D2E-DBH3524

Categories: [Pumps](#)

Product Description

Brand: D2E

Model: DBH-3524

3000 PSI

Double-acting

Heavy duty welded construction

Shafts are hardened 50-55 rockwell C, superior quality chrome-plated & high polished finish for long seal life and for protection from external damage

Honed steel tube, precision finished for extended seal life

Top quality seals

4 Year warranty

Standard Inline ports

Standard color is Black



2K A-Frame Ultimate Jack

Ultimate Trailer Jack Aframe 2K

[Read More](#)

SKU: RDJ-2K

Categories: [Jacks](#)

Product Description

Brand: Ultimate Trailer Jack

Capacity: 2,000lbs

A-FRAME

Bolt on

Top Wind

The Ultimate Trailer Jack was designed for the ultimate convenience, speed, and simplicity. Just pull the easy-to-access release pin to drop the entire jack tube down for quick adjustments. Even better, there is no

longer any need for space fillers with this jack, so put away the drop leg, blocks, and bricks! With this jack, setting up your trailer at your destination has never been breezier.

The jack features an outer tube that extends to provide extra lift. Pulling the release pin and dropping the outer tube gives you up to 12" of lift, ensuring a solid foundation with the ground. The easy grip top wind handle allows for an additional 15.5" of travel by cranking the jack. Keep setting your worries aside with the Ultimate Trailer Jack because its compact profile keeps the jack flush with the trailer frame when it's retracted. You no longer have to worry about catching your jack on uneven terrain while you tow.

The Ultimate Trailer Jack is easy-to-use, quick, and dependable. If you're looking to spend less time setting up your trailer and more time doing the things that make you happy, then the Ultimate Trailer Jack is for you.
