

Right Hand 10" ELECTRIC Brake Assembly 4 Hole Mount

Right Hand 10" Electric Brake Assembly 4 Hole Mount

[Read More](#)


SKU: 4701-R

Categories: [Brakes](#), [Electric](#)

Product Description

10" x 2 1/4" electric brake assembly For RIGHT SIDE (PASSENGERS) includes everything, backplate/shoes/pins/springs/magnets for 4 Hole brake flange.

It is designed to be used on an axle up to 3500 lbs.



Right Hand 12" ELECTRIC Brake Assembly 5 Hole Mount 5,6,7K axles

4704-R : Right Hand 12" Electric Brake Assembly 5 Hole Mount 5,6,7K axles

[Read More](#)

SKU: 4704-R

Categories: [Brakes](#), [Electric](#)


Product Description

12" x 2" electric brake assembly for Right Hand Side (Pass).

Assembly includes 5 Hole Back Plate, Pads, magnet, springs, complete.

It is designed to be used on an axle from 5200 to 7000 lbs.

It features the common 5 holes backplate. This can be used with 6 or 8 lug hubs.



Right Hand 12" HYDRAULIC Brake Assembly 5 Hole Mount 5,6,7K axles

23-343 : Right Hand 12" Hydraulic Brake Assembly 5 Hole Mount 5,6,7K axles

[Read More](#)


SKU: AT23-343

Categories: [Brakes](#), [Hydraulic](#)

Product Description

12" x 2" Right Hand hydraulic complete brake assembly. Features: 7000lb capacity per pair. Mounts with 5 bolts (not included). Single Servo - Single plunger comes from the wheel cylinder (Most Common Style) Uses 12" Hub/Drums.

- Fits standard 7000lb axle with a 5 bolt pattern on the mounting flange.
 - Free backing(allows you to back up without having to set a lever or release)
 - Left Hand(driver's side)
 - Complete assembly ready to bolt on and install
 - For use with a 12" inside diameter drum
 - The shoes are 2" wide
-



**Right Hand 12-1/4" x 2-1/2";
ELECTRIC Nev-R-Adjust Brake
Assembly 4 Hole Mount 7200 / 8000
axles for Dexter**

23-623 : Right Hand 12-1/4" X 2-1/2" Electric Nev-R-Adjust Brake
Assembly 4 Hole Mount Dexter Brand 7200 / 8000 axles

[Read More](#)

SKU: 77-1208HB-02 / 23-623

Categories: [7200 / 8000N](#), [Brakes](#), [Electric](#)

Product Description

**12-1/4" x 2-1/2" electric brake assembly Auto-Adjust for Right Hand Side
(Driver).**

Fits Dexter 7200/8000 Brake Assembly, part# 23-623

WILL MATCH DRUM NUMBERED 8-393 STAMPED INTO IT.

Assembly includes 4 Hole Cast Back Plate, Pads, magnet, springs, complete.

[It is designed to be used on an axle rated 7200/8000
Self Adjust Brake Assembly](#)



**Right Hand 12-1/4" x 3-1/2";
ELECTRIC Brake Assembly 4 Hole
Mount 8K Rockwell American /
Quality axles**

4739-R : Right Hand 12-1/4" x 3-1/2" Electric Brake Assembly 4 Hole Mount 8K Rockwell American and Quality Brand Axles!

[Read More](#)

SKU: 4739-R

Categories: [Brakes](#), [Electric](#)

Product Description

***12-1/4" x 3-1/2" electric brake assembly for Right Hand Side (Passenger).
FITS ONLY ROCKWELL AMERICAN / QUALITY BRAND 8K AXLES***

Assembly includes 4 Hole Back Plate, Pads, magnet, springs, complete.

[It is designed to be used on an axle for 8,000lbs.](#)

It features the common 4 holes connect.



Right Hand 12-1/4" x 3-3/8";

ELECTRIC Brake Assembly 7 Hole Mount 9K / 10K axles for Dexter / LCI Axles

23-451 : Right Hand 12-1/4" x 3-3/8" Electric Brake Assembly 7
Hole Mount 9K / 10K axles

[Read More](#)

SKU: IM23-451

Categories: [Brakes](#), [Electric](#)

Product Description


***MAT branded 12-1/4" x 3-3/8" electric brake assembly for Right Hand Side
(Passenger) for Dexter Axles***

Compatible w/ Dexter / Lippert 10K GD Axles

Dexter part# 23-451

Assembly includes 5 Hole or 7 Hole (Universal) Cast Back Plate, Pads, magnet,
springs, complete.

[It is designed to be used on an axle rated 9,000 - 10,000lbs.](#)



Right Hand 12-1/4" x 3-3/8"; ELECTRIC Brake Assembly 7 Hole Mount Dexter Brand 9K / 10K axles

23-451 : Right Hand 12-1/4" x 3-3/8" Electric Brake Assembly 7
Hole Mount Dexter Brand 9K / 10K axles

[Read More](#)

SKU: 23-451

Categories: [Brakes](#), [Electric](#)

Product Description

This is an AUTHENTIC Dexter Brand 12-1/4" x 3-3/8" electric brake assembly for Right Hand Side (Passenger).

Assembly includes 7 Hole Cast Back Plate, Pads, magnet, springs, complete.

[It is designed to be used on an axle rated 9,000 - 10,000lbs.](#)

Made in USA



Right Hand 12-1/4" x 4"; ELECTRIC Brake Assembly 7 Hole Mount Fits Dexter 10K HD axles

23-439 : Right Hand 12-1/4" Electric Brake Assembly 7 Hole
Mount 10K HD axles

[Read More](#)

SKU: IM23-439

Categories: [Brakes](#), [Electric](#)

Product Description

12-1/4" x 4" electric brake assembly for Right Hand Side (Driver).
FITS DEXTER / LIPPERT 10K HEAVY DUTY AXLES

WILL NOT FIT DRUMS LABELED 9-44 OR 9-123. THOSE NUMBERS ARE LIGHT DUTY 10K
ONLY FITS DRUM 9-27

Assembly includes 7 Hole Cast Back Plate, Pads, magnet, springs, complete.

[It is designed to be used on an axle rated 10,000 Heavy Duty](#)

[Self Adjust Brake Assembly](#)



Right Hand 12-1/4" x 5"; ELECTRIC Brake Assembly 7 Hole Mount Fits Dexter 12K / 15K axles

23-443 / 23-447 : Left Hand 12-1/4" x 5" Electric Brake Assembly
7 Hole Mount Dexter Brand 12K / 15K axles

[Read More](#)

SKU: IM23-443/23-447

Categories: [Brakes](#), [Electric](#)

Product Description

***AXLETEK brand 12-1/4" x 5" electric brake assembly for Right Hand Side
(Driver).***

Compatible w/ Dexter / Lippert 12K / 15k axles

Matches 23-443 or 23-447 Dexter Part #

Assembly includes 7 Hole Cast Back Plate, Pads, magnet, springs, complete.

[It is designed to be used on an axle rated 12,000 - 15,000lbs.](#)



Right Hand Metal Tail Light Box w/ 6" and 3/4" LED lights

Right Hand Metal Tail Light Box w/ 6" and 3/4" LED lights

[Read More](#)

SKU: MetBoxKitRH

Categories: [Lights & Electrical Accessories](#)

Product Description

Brand: D2E

Right Hand Side Metal Tail Light Box w/ 6" Oval Red LED and 3/4" Round LED lights



Right Hand Standard 2 stud mount Tail Light

Right (Passenger) Hand Standard 2 stud mount Tail Light

[Read More](#)

SKU: Tail light Right Hand Square

Categories: [Lights & Electrical Accessories](#)

Product Description

Right (Passenger) Hand Tail Light OEM features illumination light for license plates mounts via 2 studs approx. 2" apart incandescent light bulbs



Right Hand Trailer Tail Light Boxes used on 82" wide trailers

Right Side Light boxes used on 82" wide trailers

[Read More](#)

SKU: LtBoxesRH

Categories: [Light Housings / Brackets](#)

Product Description

Each box measures: 8.25"L x 3.25"W x 4"H not including the tag bracket on the Left box.

Cut Out houses 2" LED lights on the end

Cut Out Houses 6" LED Oval Light on Rear

Unpainted Metal Finish with Oil Coating for Rust Prevention

Factory OEM boxes.



ROCKWELL AMERICAN / QUALITY 10K GD HUB / DRUM 4.75" GRAY

ROCKWELL AMERICAN / QUALITY 10K GD HUB/DRUM 4.75"

[Read More](#)

SKU: 99865-1P475

Categories: [9 & 10K Hubs](#)

Product Description

12 1/4" x 3 1/2" Hub/Drum For Rockwell American / Quality Brand 10,000 GD Axles.

Has a Pilot Hole Diameter of 4.75"

Fits but not included:

Inner Bearing 28580 / Outer Bearing 25580 / Seal CR27438

5/8" Studs

Oil Cap 1201



ROCKWELL AMERICAN / QUALITY 10K GD HUB / DRUM 4.88" BLUE

ROCKWELL AMERICAN / QUALITY 10K GD HUB/DRUM 4.88"

[Read More](#)

SKU: 99865-1P

Categories: [9 & 10K Hubs](#)

Product Description

12 1/4" x 3 1/2" Hub/Drum For Rockwell American / Quality Brand 10,000 GD Axles.

Has a Pilot Hole Diameter of 4.88"

Fits but not included:

Inner Bearing 28580 / Outer Bearing 25580 / Seal CR27438

5/8" Studs

Oil Cap 1201



ROCKWELL AMERICAN / QUALITY 12K HD HUB/DRUM 4.75" GRAY

ROCKWELL AMERICAN / QUALITY 12K HD HUB/DRUM 4.88"

[Read More](#)

SKU: 99865-1P488-1

Categories: [12K](#)

Product Description

12 1/4" x 5" Hub/Drum For Rockwell American / Quality Brand 12,000 Axles.
Has a Pilot Hole Diameter of 4.75"

Fits but not included:

Inner Bearing 39590 / Outer Bearing JM205149 / Seal CR31281

5/8" Studs

Oil Cap 1201



ROCKWELL AMERICAN / QUALITY 12K HD HUB/DRUM 4.88" GREEN

ROCKWELL AMERICAN / QUALITY 12K HD HUB/DRUM 4.88"

[Read More](#)

SKU: 99865-1P488

Categories: [12K](#)

Product Description

12 1/4" x 5" Hub/Drum For Rockwell American / Quality Brand 12,000 Axles.


Has a Pilot Hole Diameter of 4.88"

Fits but not included:

Inner Bearing 39590 / Outer Bearing JM205149 / Seal CR31281

5/8" Studs

Oil Cap 1201



ROCKWELL Unitized Oil SEAL CR27438 (2.75" ID / 3.784" OD)

ROCKWELL Unitized Oil SEAL CR27438 (2.75" ID / 3.784" OD)!

[Read More](#)

SKU: CR27438

Categories: [Seals](#)

Product Description

ROCKWELL OIL SEAL

Part # **CR27438**

Dimensions: OD 3.784", ID 2.75"

ROCKWELL 10K Axles, part # CR27438

Fits Rockwell Hub Part#'s: 99865

Fits Spindle #99

-

!!



SEALCO FRONT Section Factory Wiring Harness for Older Pre-2021ish Down To Earth OEM Trailers

Sealco factory harness, Front Section ONLY Part# TGE20 4080

Revision E If you have a different Revision Letter, it may not connect properly

[Read More](#)

SKU: TGE204080FRT

Categories: [Wiring & Adapters](#)

Product Description

SEALCO FRONT Piece Section Harness

Look where the cable pieces connect with a twist locker, it should have an oval with "Sealco" stamped in it.

Factory Down 2 Earth Trailers OEM harness that used the SEALCO HARNESSSES

Part # TGE20 4080FRONT

Fully Rubber Encased Harness

Includes wire running to breakaway box

Greatly simplifies trailer wiring and removes headaches with wiring issues.

Current Revision of Part #: E



Single Axle Hanger Kit 10K 15K HD WITH 3" SPRINGS

Single Axle Hanger Kit 10K - 15K HD WITH 3" SPRINGS!

[Read More](#)

SKU: D2EHAP-103-00

Categories: [Axle Hanger Kits](#)

Product Description

- Kit includes 6-1/4" tall front hangers, 7-11/16" tall rear hangers and hardware for mounting springs to the frame of your trailer. Designed for use with 10,000-lb to 15,000-lb, heavy-duty Dexter axles. Parts for mounting axle not included.
 - Attaches 2 leaf springs (sold separately) to your trailer frame
 - Can be used with HAP-203-01, HAP-203-02 or HAP-203-03 for tandem applications
 - Includes:
 - (2) 6-1/4" Tall front hangers with 1" bolt holes (28-67-4)
 - (2) 7-11/16" Tall rear hangers with 1/2" bolt holes (30-66-1)
 - (2) 4-1/2" Long x 1/2" diameter spring keeper bolts (7-95)
 - (2) 1/2" Diameter locknuts (6-46)
 - (2) 5-1/2" Long x 1" diameter spring-eye bolts (7-169)
 - (2) 1" Diameter locknuts (6-112)
 - Designed for use on trailers with 10,000-lb to 15,000-lb, heavy-duty Dexter axles
 - Does not include components for mounting axle to springs

**HAP-103-00 Dexter Hanger Kit - 3" Slipper Springs - 10,000
lbs to 15,000 lbs Heavy Duty**





Single Axle Hanger Kit 4103

Single Axle Hanger Kit 4103!

[Read More](#)

SKU: D2E4103

Categories: [Axle Hanger Kits](#)

Product Description

- ***This is a Single Axle Hanger kit for 2,000-3,500# axles w/ 1-3/4" Double Eye springs***



Kit Includes:

(2) 4103-8 Rear Hanger

(2) 4101-3 Front Hanger

(4) 4101-2 Shackle Straps, 4-3/8"

(6) 4101-5 Bolt 3" x 9/16" - 18

(6) 4101-6 Lock Nut, 9/16" - 18



Single Axle Hanger Kit 8K-9K WITH

2" SPRINGS

Single Axle Hanger Kit 9K WITH 2" SPRINGS!

[Read More](#)

SKU: D2EHAP-105-00

Categories: [Axle Hanger Kits](#)

Product Description

- Kit includes 5" tall front hangers, 6-3/8" tall rear hangers and hardware for mounting leaf springs to the frame of your trailer. Designed for use with 9,000-lb Dexter axles. Components for mounting axle to springs sold separately.

Features:

- Attaches 2 leaf springs (sold separately) to your trailer frame
- Can also be used with HAP-205-01, HAP-205-02 or HAP-205-03 for tandem applications
- Includes:
 - (2) 5" Tall front hangers with 5/8" bolt holes (28-68-4)
 - (2) 6-3/8" Tall rear hangers with 5/16" bolt holes (30-68-1)
 - (2) 3-1/4" Long x 5/16" diameter spring keeper bolts (7-7)
 - (2) 5/16" Diameter locknuts (6-11)
 - (2) 4-1/2" Long x 5/8" diameter spring-eye bolts (7-181)
 - (2) 5/8" Diameter locknuts (6-38LN)
- Designed for use on trailers with single, 9,000-lb Dexter axles
- Does not include components for mounting axle to springs

HAP-105-00 Dexter Hanger Kit - 2" Slipper Springs - 9,000 lbs



SLIMLINE PAIR Trailer Fender Side Step Bracket, 14GA steel D2E OEM

SLIMLINE PAIR Trailer Fender Side Step Bracket, 14GA steel D2E OEM, 3/4" Light Hole

[Read More](#)

SKU: FenBracket

Categories: [Fenders](#)

Product Description

- Fender Bracket X 2
 - Hole for light is 3/4"
 - Width: 6"
 - Length: 12"
 - Height: 3.5"
 - Material: 14 ga Steel
-



Solid Round Ramp Bar 34" To affix ramps to trailer

1-1/2 Inch Solid Round Ramp Bar for D2E Equipment Trailers

[Read More](#)

SKU: HRR11234 SOLID ROUND RAMP BAR

Categories: [Ramps](#)

Product Description

(1) OEM Factory Equipment Round Ramp Bar for Down 2 Earth Equipment Trailers.

We have 2 different size bars so measure to verify fitment for your application

Length: 34"

Thickness: 1-1/2"

Finish: Raw Unpainted Steel



Solid Round Ramp Bar 40" To affix ramps to trailer

1-1/2 Inch Solid Round Ramp Bar for D2E Equipment Trailers

[Read More](#)

SKU: HRR11234 SOLID ROUND RAMP BAR-2

Categories: [Ramps](#)

Product Description

(1) OEM Factory Equipment Round Ramp Bar for Down 2 Earth Equipment Trailers.

We have 2 different size bars so measure to verify fitment for your application

Length: 40"

Thickness: 1-1/2"

Finish: Raw Unpainted Steel



Spare Tire Mount for D2E Dump Trailers 14K & 16K, fits 8x6.5" Bolt Pattern

[Weld-on HD Steel Spare Tire Mount for 14K & 16K Dump Trailers](#)

Fits 8 lug

[Read More](#)

SKU: 17.5STBD

Categories: [16"](#), [17.5"](#), [Spare Tire Mounting Systems](#)

Product Description

This is a weld-on HD Steel Spare Tire Mount for 14K & 16K Dump Trailers

Fits 8 lug

Direct weld on for Dump Trailers made by Down To Earth Trailers

Includes (3) 1/2" Lug Studs & Nuts to mount wheel



Spare Tire Mount for D2E Dump Trailers 7K & 10K, fits 5 & 6Lug Bolt Pattern

Weld-on HD Steel Spare Tire Mount for 7K & 10K Dump Trailers

Fits 5x4.5" & 6x5.5" lug pattern

[Read More](#)

SKU: 17.5STBD-1

Categories: [16"](#), [17.5"](#), [Spare Tire Mounting Systems](#)

Product Description

This is a weld-on HD Steel Spare Tire Mount for 7K & 10K Dump Trailers

Fits 5x4.5" & 6x5.5" lug pattern

Direct weld on for Dump Trailers made by Down To Earth Trailers

Includes (2) 1/2" Lug Studs & Nuts to mount wheel



Spare Tire Mount for D2E Non-Dump Trailers 14K & 16K, fits 8x6.5" Bolt Pattern

Weld-on HD Steel Spare Tire Mount for 14K & 16K Non-Dump Trailers such as Car Haulers, Utility and Equipment Trailers

Fits 8 lug

[Read More](#)

SKU: 17.5STBND

Categories: [16"](#), [17.5"](#), [Spare Tire Mounting Systems](#)

Product Description

This is a weld-on HD Steel Spare Tire Mount for 14K & 16K Non-Dump

Trailers

Fits 8 lug

Used on Car Haulers, Utility, Equipment Trailers

Direct weld on for Dump Trailers made by Down To Earth Trailers

Includes (3) 1/2" Lug Studs & Nuts to mount wheel



Spare Tire Mount for D2E Non-Dump Trailers 3.5K & 5.2K, fits 5 & 6 Lug Bolt Pattern

Weld-on HD Steel Spare Tire Mount for 7K & 10K Non-Dump Trailers

Fits 5x4.5" & 6x5.5" lug pattern

[Read More](#)

SKU: 17.5STBND-1

Categories: [15"](#), [Spare Tire Mounting Systems](#)

Product Description

This is a weld-on HD Steel Spare Tire Mount for 7K & 10K Non-Dump Trailers

Fits 5x4.5" & 6x5.5" lug pattern

Used on Car Haulers, Utility, Equipment Trailers

Direct weld on for Dump Trailers made by Down To Earth Trailers

Includes (2) 1/2" Lug Studs & Nuts to mount wheel



ST205/75D15 White Spoke 5Hx4.5/C Assembly

KENDA LOADSTAR K550 ST205/75D15 White Spoke 5Hx4.5/C
Assembly

[Read More](#)

SKU: D2E3S640

Categories: [15"](#)

Product Description

- Tire Specs
 - KENDA LOADSTAR K550 ST205/75D15 C ply (6 ply)
 - F78x15 Alternate Size
 - •High Speed Trailer Tire
 - •Tubeless Type
 - Load Range C, 1820# capacity
 - Sidewall 7.8"
 - O.D. 27.4"
 - Max PSI 50
 - Nylon Bias Ply Constructed Tire for Durability and Bruise Resistance.
 - The LoadStar Trailer tire provides a 2 year warranty with the warranty Phone number imprinted on each tire.
 - These tires provide: Longer Wear, Better Towing Stability, Reduced Rolling Resistance and meets all US Dept of Transportation requirements.
 - Down To Earth Factory OEM Tire.
-
- Rim Specs
 - 15"x5" White Spoke Steel Rim Powder Coated w/ Red/Blue Pinstripe &
 - Bolt Pattern 5 x 4.5"
 - Rim Capacity & PSI 1820# / 50PSI
 - 0 offset
 - 3.19" Pilot Diameter
-



ST205/75R15 Aluminum T07/BM Wheel / Tire Assembly 5H x 4.5" BP

15" RADIAL Aluminum Split Spoke Wheel / Tire Assembly 5H x 4.5" BP T07 in Gloss Black

[Read More](#)

SKU: D2ET07

Categories: [15"](#)

Product Description

- INCLUDES SS CAP AND ACORN LUG NUTS, NOT SHOWN.
-
- Tire Specs
- ST205/75R15 C ply (6 ply)
- F78x15 Alternate Size
- High Speed Trailer Tire
- Tubeless Type
- Load Range C, 1820# capacity
- Sidewall 7.8"
- O.D. 27.4"
- Max PSI 50
- RADIAL Ply Constructed Tire for Smooth Ride and Longevity.
 - Rim Specs:
 - 15"x6" 1 Piece Aluminum
 - T07 in Gloss Black
 - Clear Coated Rim
 - Bolt Pattern 5 x 4.5"
 - Pilot Diameter 3.19"
 - Rim Capacity 2150#
 - 0 offset
-



ST215/75R17.5 Steel BLACK Solid 8H/H Ply Assembly

ST215/75R17.5 Steel Black Solid 8H/H Ply Assembly

[Read More](#)

SKU: 34915-1

Categories: [17.5"](#)

Product Description

Completely Assembled Unit

Tire: ST215/75R17.5 Hply mated to a 17.5"x6.75" 8 on 6.5" Hole Bolt Pattern BLACK PAINTED Steel Solid Rim, 4805# capacity assembly. Tire brand may differ depending on availability. We will match for orders so that all of a specific order is the same brand.

Tire Specs:

- Radial Tire ST215/75R17.5 Hply 16PLY
- High Speed Trailer Tire
- Tubeless Type
- Radial Ply
- Load Range H, 4805# capacity
- S.W: 9.7"
- O.D: 31.3"
- Max PSI 123
- Rim 17.5x6.75

- **Rim Specs**
 - 17.5"x6.75" Black Modular Hole
 - Bolt Pattern 8 x 6.5"
 - Pilot Diameter 4.75"
 - Rim Capacity & PSI 6000# / 130PSI
 - 0 offset
-



ST225/75R15 6H/E ply EDGE Aluminum Trailer Wheel Assembly w/ Caps/Nuts

ST225/75R15 6H/E ply Edge Alum Radial Trailer Wheel Assembly

[Read More](#)

SKU: Y30613-1

Categories: [15"](#)

Product Description

Complete Assembly including Stainless Center Cap and (6) Acorn Lug Nuts

- **Tire Specs**
- **RADIAL**
- **ST225/75R15 Eply (10 PLY)**
- H78x15 Alternate Size
- High Speed Trailer Tire
- Tubeless Type
- Radial Ply
- Load Range E, 2860# capacity
- S.W: 8.9"
- O.D: 28.4"
- Max PSI 80
- Rim 15x6
- These tires provide: Longer Wear, Better Towing Stability, Reduced Rolling Resistance and meets all US Dept of Transportation requirements.
-
-
-
- **Rim Specs**
- 15"x6" Aluminum w/ Black Inlay
- Bolt Pattern 6 x 5.5"
- Rim Capacity & PSI 2830# / 80PSI
- 0 offset
- 3.75" Pilot Diameter

