



## **Dexter Brand 3.5K 4\" Drop Electric Brake Complete Trailer Axle Assembly**

3.5K 4\" Drop Brake Complete Trailer Axle Assembly Made In USA

[Read More](#)

**SKU:** D3.5KaxleBRAKE4D

**Categories:** [3500# Axles](#), [Axles](#)

### **Product Description**

Dexter Brand 3500LB 4\" Drop BRAKE AXLE

IN STOCK SIZES:

95\" Outer Hub Face / 80\" Spring Center Measurement - COMMON ON OUR POWER TILT TRAILERS

95\" Outer Hub Face / 75\" Spring Center Measurement - COMMON ON OUR GRAVITY TILT TRAILERS

Please call 912.367.3007 Ext 310 OR 3011 for Freight Quote

PLEASE NOTE, A NEW FREIGHT SURCHARGE OF \$100 IS ADDED TO ANYTHING OVER 97\" Length

Custom Sizes available.

These include the EASY/ACCU-LUBE spindles, so no need to add buddy bearings.

This is a brand new brake axle rated at 3500 lbs. Does have ELECTRIC brakes, already painted, with 25.25\" double eye springs. Has a 5x4.5\" bolt pattern, other bolt patterns available! Simply bolt on the tires and you're ready to go.

**To ensure you receive the correct axles, email or call me.**

**To measure the Hub Face: measure from one end of the axle where the lug bolts protrude out from to the other end at the same point. This is the Hub Face.**

**To measure the Spring Center: Measure from the middle of the spring center on one end to the spring center on the other end. There should be a/b 15\" difference**

**between the Hub Face and the Spring Center measurement.**

**We also have Torsion axles or axles with hydraulic brakes in addition to having many Drop axles in stock.**

**All Freight quotes are considered to a Business/Commercial Address or Nearest Terminal to the provided zip/postal code.**

**Freight Residential Delivery is available at an additional cost.**



## **DEXTER Brand 3.5K Electric Brake Complete Trailer Axle Assembly**

3.5K Brake Complete Trailer Axle Assembly Made In USA

[Read More](#)

**SKU:** DEX3.5KaxleBRAKE

**Categories:** [Axles](#)

### **Product Description**

#### **DEXTER Brand 3500LB BRAKE AXLE**

PLEASE NOTE, A NEW FREIGHT SURCHARGE OF \$100 IS ADDED TO ANYTHING OVER 97" LENGTH

Example: 95" Hub Face / 80" Spring Center.

These include the EASY/ACCU-LUBE spindles, so no need to add buddy bearings.

This is a brand new brake axle rated at 3500 lbs. Does have 10 x 2-1/4" ELECTRIC brakes, already painted, with 25.25" double eye springs. Has a 5x4.5" bolt pattern, other bolt patterns available! Simply bolt on the tires and you're ready to go.

**To ensure you receive the correct axles, email or call me.**

**To measure the Hub Face: measure from one end of the axle where the lug bolts protrude out from to the other end at the same point. This is the Hub Face.**

**To measure the Spring Center: Measure from the middle of the spring center on one end to the spring center on the other end. There should be a/b 15" difference between the Hub Face and the Spring Center measurement.**

**All Freight quotes are considered to a Business/Commercial Address or Nearest Terminal to the provided zip/postal code.**

**Freight Residential Delivery is available at an additional cost.**



912.367.3007 for FREIGHT QUOTES



## **DEXTER Brand 3.5K Idler Complete Trailer Axle Assembly**

Choose your size from the drop box list or call for a custom size.  
Made in USA !!!

[Read More](#)

**SKU:** Dex3500#IdlerAxle

**Categories:** [3500# Axles](#), [Axles](#)

### **Product Description**

**DEXTER Brand 3500LB IDLER (NO BRAKE) COMPLETE AXLE 25.25" Double Eye Springs & Ubolts**

**FREE SHIPPING!!**

**Choose your size**

95" Hub Face / 80" Spring Center Measurement for this 3.5K Idler Axle

89" Hub Face / 74" Spring Center Measurement for this 3.5K Idler Axle

85" Hub Face / 70" Spring Center Measurement for this 3.5K Idler Axle

73" Hub Face / 58" Spring Center Measurement for this 3.5K Idler Axle

61" Hub Face / 46" Spring Center Measurement for this 3.5K Idler Axle

49" Hub Face / 34" Spring Center Measurement for this 3.5K Idler Axle

These include the EASY/ACCU-LUBE spindles, so no need to add buddy bearings.

**This is a brand new brake axle rated at 3500 lbs. Painted Black, with 25.25"**

double eye springs. Has a 5x4.5" bolt pattern, other bolt patterns available!  
Simply bolt on the tires and you're ready to go.

**To ensure you receive the correct axles, email or call me.**

**To measure the Hub Face: measure from one end of the axle where the lug bolts protrude out from to the other end at the same point. This is the Hub Face.**

**To measure the Spring Center: Measure from the middle of the spring center on one end to the spring center on the other end. There should be a/b 15" difference between the Hub Face and the Spring Center measurement.**


**We also have Torsion axles or axles with hydraulic brakes in addition to having many Drop axles in stock.**

**All Freight quotes are considered to a Business/Commercial Address or Nearest Terminal to the provided zip/postal code.**

**Freight Residential Delivery is available at an additional cost.**



912 367 3007



## **Dexter Brand 4" DROP 7000# Brake Axle Complete**

4" DROP 7000# Brake Axle Complete

[Read More](#)

SKU: D7KBrakeAxleDrop

Categories: [Axles](#)

### **Product Description**

***(1) Dexter Brand 4" Drop 7000LB CAMBERED BRAKE AXLE WITH ACCU-LUBE EASY GREASE SPINDLE Completely Assembled w/ Ubolts and 27" Slipper Springs***

PLEASE NOTE, A NEW FREIGHT SURCHARGE OF \$100 IS ADDED TO ANYTHING OVER  
97" Length

**AXLE SIZE : 96" HUB FACE / 80" SPRING CENTER**

**95" HUB FACE / 75" SPRING CENTER**

This is a brand new brake axle rated at 7000 lbs.

Axle has **ELECTRIC** brakes and uses a **Bottom Mount Slipper** spring setup,  
double eye is optional.

**Already painted, Galvanization is available.**

Has an 8X6.5"bolt pattern for your rims. Simply bolt on the tires and you're  
ready to go.

**To measure the Hub Face: measure from one end of the axle where the  
lug bolts protrude out from to the other end at the same point. This is  
the Hub Face.**

**To measure the Spring Center: Measure from the middle of the spring  
center on one end to the spring center on the other end. There should  
be a/b 15" difference between the Hub Face and the Spring Center  
measurement.**

**We can build Torsion axles or axles with hydraulic brakes & Drop Axles,  
pretty much any custom order axle you need.**

**All Freight quotes are considered to a Business/Commercial Address or  
Nearest Terminal to the provided zip/postal code.**

**Call 912 367 3007 EXT 310 for a quote today.**

**Freight Residential Delivery is available at an additional cost.**





## **DEXTER BRAND 5200 / 6000# Axle Trailer Brake Drum with 6on5.5" Bolt Pattern**

5200 / 6000# Axle Trailer Brake Drum 6x5.5" BP with Races & Studs

[Read More](#)

**SKU:** 008-213-9C

**Categories:** [5200 / 6000# Trailer Hubs 6Lug](#)

### **Product Description**

Fits Dexter & Quality Brands & others with same bearings

Includes 5200 6000 # Brake Hub with 6on5.5" BP and the following components:

Inner Race # 25520 (3.625" OD)

Outer Race # 15245 (2.441" OD)

Inner Bearing # 25580 (1.75" ID)

Outer Bearing # 15123 (1.25" ID)

Seal # 10-36

(6) Lug Nuts 1/2"x20

Cotter Pin 1/8"

Washer 1"

Castle Nut 1"

Grease Cap 2.44"

NOTE: Please use Bolt Pattern Guide Located in the Wheels Section to ensure you are measuring the bolt pattern accurately

---



## **Dexter Brand 5200 LBS 4\" Drop Electric Brake Complete Trailer Axle Assembly**

5.2K 4\" Drop Brake Complete Trailer Axle Assembly Made In USA

[Read More](#)

**SKU:** D3.5KaxleBRAKE4D-1

**Categories:** [5200# Axles](#), [Axles](#)

### **Product Description**

Dexter Brand 5200 LBS 4\" Drop BRAKE AXLE

IN STOCK SIZES:

96\" Outer Hub Face / 80\" Spring Center Measurement - COMMON ON OUR  
POWER TILT TRAILERS

95\" Outer Hub Face / 75\" Spring Center Measurement - COMMON ON OUR  
GRAVITY TILT TRAILERS

Please call 912.367.3007 Ext 310 OR 3011 for Freight Quote

PLEASE NOTE, A NEW FREIGHT SURCHARGE OF \$100 IS ADDED TO ANYTHING OVER  
97\" Length

Custom Sizes available.

These include the EASY/ACCU-LUBE spindles, so no need to add buddy bearings.

This is a brand new brake axle rated at 5200 lbs. Does have AUTO-ADJUST ELECTRIC brakes, already painted, with 25.25\" double eye springs. Has a 6x5.5\" bolt pattern, other bolt patterns available! Simply bolt on the tires and you're ready to go.

**To ensure you receive the correct axles, email or call me.**

**To measure the Hub Face: measure from one end of the axle where the lug bolts protrude out from to the other end at the same point. This is the Hub Face.**

**To measure the Spring Center: Measure from the middle of the spring center on one end to the spring center on the other end. There should be a/b 15\" difference**

between the Hub Face and the Spring Center measurement.

We also have Torsion axles or axles with hydraulic brakes in addition to having many Drop axles in stock.

All Freight quotes are considered to a Business/Commercial Address or Nearest Terminal to the provided zip/postal code.

Freight Residential Delivery is available at an additional cost.



## Dexter Brand 5200 LBS Electric Brake Complete Trailer Axle Assembly

5.2K Brake Complete Trailer Axle Assembly Made In USA

[Read More](#)

SKU: D5.2KaxleBRAKE-1-1-1-1

Categories: [5200# Axles](#), [Axles](#)

### Product Description

Dexter Brand 5200 LBS BRAKE AXLE

IN STOCK SIZES:

95" Outer Hub Face / 80" Spring Center Measurement

85" Outer Hub Face / 70" Spring Center Measurement

73" Outer Hub Face / 58" Spring Center Measurement

12" x 2" Electric Brakes and 1/2" studs

Please call 912.367.3007 Ext 310 OR 3011 for Freight Quote

PLEASE NOTE, A NEW FREIGHT SURCHARGE OF \$100 IS ADDED TO ANYTHING OVER 97" Length

Custom Sizes available.

These include the EASY/ACCU-LUBE spindles, so no need to add buddy bearings.

This is a brand new brake axle rated at 5200 lbs. Does have ELECTRIC brakes, already painted, with 25.25" Double Eye springs. Has a 6x5.5" bolt pattern, other bolt patterns

available! Simply bolt on the tires and you're ready to go.  
**To ensure you receive the correct axles, email or call me.**

**To measure the Hub Face: measure from one end of the axle where the lug bolts protrude out from to the other end at the same point. This is the Hub Face.**

**To measure the Spring Center: Measure from the middle of the spring center on one end to the spring center on the other end. There should be a/b 15" difference between the Hub Face and the Spring Center measurement.**

**We also have Torsion axles or axles with hydraulic brakes in addition to having many Drop axles in stock.**

**All Freight quotes are considered to a Business/Commercial Address or Nearest Terminal to the provided zip/postal code.**

**Freight Residential Delivery is available at an additional cost.**



## **Dexter Brand 5200# Brake Axle Complete**

5200# Brake Axle Complete Made in USA Free Shipping to Commercial Address / Terminal

[Read More](#)

SKU: D5.2KBrakeAxle

Categories: [Axles](#)

### **Product Description**

***(1) Dexter Brand 5200LB CAMBERED BRAKE AXLE WITH ACCU-LUBE EASY GREASE SPINDLE COMPLETE with 25.25" Double Eye Springs attached with Ubolts.***

**PLEASE NOTE, A NEW FREIGHT SURCHARGE OF \$100 IS ADDED TO ANYTHING OVER 97" Length**

Choose AXLE SIZE from the Dropdown Box:

95" HUB FACE / 80" SPRING CENTER

85" Hub Face / 70" Spring Center

This is a brand new brake axle rated at 5200 lbs.

Does have brakes, already painted, with springs.

Has an 6X5.5"bolt pattern. Simply bolt on the tires and you're ready to go.

Thanks.

**These 5200 LB axle use a Double Eye spring setup, Slipper springs are optional.**

**Call for a freight quote 912 367 3007 ext 310**

**To measure the Hub Face: measure from one end of the axle where the lug bolts protrude out from to the other end at the same point. This is the Hub Face.**

**To measure the Spring Center: Measure from the middle of the spring center on one end to the spring center on the other end. There should be a/b 15" difference between the Hub Face and the Spring Center measurement.**

**All Freight quotes are considered to a Business/Commercial Address or Nearest Terminal to the provided zip/postal code.**



## **DEXTER Brand 6000# Electric Brake Axle Complete**

6000# Brake Axle Complete Made in USA

[Read More](#)

SKU: DEX6000KBrakeAxle

Categories: [Axles](#)

## Product Description

**(1) DEXTER Brand 6000LB 6Lug CAMBERED BRAKE AXLE WITH ACCU-LUBE EASY GREASE SPINDLE COMPLETE with 25.25" DOUBLE EYE Springs ATTACHED with Ubolts.**

**PLEASE NOTE, A NEW FREIGHT SURCHARGE OF \$100 IS ADDED TO ANYTHING OVER 97" LENGTH**

**Choose AXLE:**

**95" HUB FACE / 80" SPRING CENTER**

This is a brand new brake axle rated at 6000 lbs.

Does have 12" x 2" brakes, already painted, with springs.

Has a 6X5.5" bolt pattern. Simply bolt on the tires and you're ready to go.

**These 6000 LB axle uses a Double Eye Spring setup. Slipper is Optional.**

**To ensure you receive the correct axles, email or call me.**

**To measure the Hub Face: measure from one end of the axle where the lug bolts protrude out from to the other end at the same point. This is the Hub Face.**

**To measure the Spring Center: Measure from the middle of the spring center on one end to the spring center on the other end. There should be a/b 15" difference between the Hub Face and the Spring Center measurement.**

**All Freight quotes are considered to a Business/Commercial Address or Nearest Terminal to the provided zip/postal code.**



912 367 3007



# Dexter Brand 7000 LBS 4" Drop Electric Brake Complete Trailer Axle Assembly

7K 4" Drop Brake Complete Trailer Axle Assembly Made In USA

[Read More](#)

SKU: D3.5KaxleBRAKE4D-1-1

Categories: [7000# Axles](#), [Axles](#)

## Product Description

Dexter Brand 7000 LBS 4" Drop BRAKE AXLE

IN STOCK SIZES:

96" Outer Hub Face / 80" Spring Center Measurement - COMMON ON OUR  
POWER TILT TRAILERS

95" Outer Hub Face / 75" Spring Center Measurement - COMMON ON OUR  
GRAVITY TILT TRAILERS

Auto Adjust Electric Brakes and 1/2" studs

Please call 912.367.3007 Ext 310 OR 3011 for Freight Quote

PLEASE NOTE, A NEW FREIGHT SURCHARGE OF \$100 IS ADDED TO ANYTHING OVER  
97" Length

Custom Sizes available.

These include the EASY/ACCU-LUBE spindles, so no need to add buddy bearings.

This is a brand new brake axle rated at 7000 lbs. Does have AUTO-ADJUST ELECTRIC brakes, already painted, with 26.5" Slipper springs. Has a 8x6.5" bolt pattern, other bolt patterns available! Simply bolt on the tires and you're ready to go.

**To ensure you receive the correct axles, email or call me.**

**To measure the Hub Face: measure from one end of the axle where the lug bolts protrude out from to the other end at the same point. This is the Hub Face.**

**To measure the Spring Center: Measure from the middle of the spring center on one end to the spring center on the other end. There should be a/b 15" difference between the Hub Face and the Spring Center measurement.**

**We also have Torsion axles or axles with hydraulic brakes in addition to having many Drop axles in stock.**

**All Freight quotes are considered to a Business/Commercial Address or Nearest Terminal to the provided zip/postal code.**

**Freight Residential Delivery is available at an additional cost.**





## **Dexter Brand 7000 LBS Electric Brake Complete Trailer Axle Assembly**

7K Brake Complete Trailer Axle Assembly Made In USA

[Read More](#)

**SKU:** D7KaxleBRAKE-1-1-1

**Categories:** [7000# Axles](#), [Axles](#)

### **Product Description**

Dexter Brand 7000 LBS BRAKE AXLE

IN STOCK SIZES:

95" Outer Hub Face / 80" Spring Center Measurement

85" Outer Hub Face / 70" Spring Center Measurement

80" Outer Hub Face / 64" Spring Center Measurement

73" Outer Hub Face / 58" Spring Center Measurement

Electric Brakes and 1/2" studs

Please call 912.367.3007 Ext 310 OR 3011 for Freight Quote

PLEASE NOTE, A NEW FREIGHT SURCHARGE OF \$100 IS ADDED TO ANYTHING OVER  
97" Length

Custom Sizes available.

These include the EASY/ACCU-LUBE spindles, so no need to add buddy bearings.

This is a brand new brake axle rated at 7000 lbs. Does have ELECTRIC brakes, already painted, with 26.5" Slipper springs. Has a 8x6.5" bolt pattern, other bolt patterns available!

Simply bolt on the tires and you're ready to go.

**To ensure you receive the correct axles, email or call me.**

**To measure the Hub Face: measure from one end of the axle where the lug bolts protrude out from to the other end at the same point. This is the Hub Face.**

**To measure the Spring Center: Measure from the middle of the spring center on one end to the spring center on the other end. There should be a/b 15" difference between the Hub Face and the Spring Center measurement.**

**We also have Torsion axles or axles with hydraulic brakes in addition to having many Drop axles in stock.**

**All Freight quotes are considered to a Business/Commercial Address or Nearest Terminal to the provided zip/postal code.**

**Freight Residential Delivery is available at an additional cost.**



## **DEXTER Brand 7000# Brake Axle Complete**

7000# Brake Axle Complete Made in USA

[Read More](#)

**SKU:** 7KBrakeAxle

**Categories:** [Axles](#)

### **Product Description**

***(1) DEXTER Brand 7000LB CAMBERED BRAKE AXLE WITH ACCU-LUBE EASY GREASE SPINDLE Completely Assembled w/ Ubolts and 27" Slipper Springs***

Choose AXLE SIZE :

95" HUB FACE / 80" SPRING CENTER

85" HUB FACE / 70" SPRING CENTER

PLEASE NOTE, A NEW FREIGHT SURCHARGE OF \$100 IS ADDED TO ANYTHING OVER 97"

This is a brand new brake axle rated at 7000 lbs.

**Axle has ELECTRIC brakes and uses a Slipper spring setup, double eye is**

optional.

Already painted, Galvanization is available.

Has an 8X6.5"bolt pattern for your rims. Simply bolt on the tires and you're ready to go.

**To measure the Hub Face:** measure from one end of the axle where the lug bolts protrude out from to the other end at the same point. This is the Hub Face.

**To measure the Spring Center:** Measure from the middle of the spring center on one end to the spring center on the other end. There should be a/b 15" difference between the Hub Face and the Spring Center measurement.

**We can build Torsion axles or axles with hydraulic brakes & Drop Axles, pretty much any custom order axle you need.**

**All Freight quotes are considered to a Business/Commercial Address or Nearest Terminal to the provided zip/postal code.**

**Call 912 367 3007 EXT 310 for a quote today.**

**Freight Residential Delivery is available at an additional cost.**



## **DEXTER BRAND 9k & 10k General Duty Drum ONLY 9-123**

9k & 10k General Duty Drum ONLY 9-123

[Read More](#)

**SKU:** 9-123-1

**Categories:** [9 & 10K Hubs](#)

## Product Description

12 1/4" x 3 3/8" Drum Only For 9,000 lb and 10,000 GD Axles.

This drum is to be used with part number 8-430-3 hub(new style 2pc hub & drum). This drum is used on 9-10K GD axles made after July of 2009. The drum uses a brake assembly that measures 12 1/4" x 3 3/8". To mount the drum to the hub you will need 8 of the 7-245 mounting bolts. The mounting bolts are not included.

- Fits Dexter 9-10k general duty axles with 2pc hub & drums after 7/2009
  - Use with 8-430-3 2piece hubs
    - 12-1/4" x 3-3/8"
    - Drum only



## DEXTER Electric / Hydraulic Actuator for Disc Brakes 1600 PSI

DEXTER Electric / Hydraulic Actuator for Disc Brakes 1600  
PSIFREE SHIPPING!

[Read More](#)

**SKU:** K71-651-00

**Categories:** [Actuators](#), [Brakes](#)

## Product Description

DEXTER Electric / Hydraulic Actuator for Disc Brakes 1600 PSI

DEXTER Electro/Hydraulic Drum brake actuator is compatible with all vehicle electric connectors and works with most in-cab controllers.

Electro/Hydraulic brake actuator provides 1,600 psi of pressure for 1-3 axles equipped with disc brakes. Brake fluid pressure is proportional to the electronic brake controller signal. Sealed, anodized aluminum housing provides a weather tight seal.

### FEATURES INCLUDE:

- Large reservoir capacity reduces the number of fill-ups required which reduces the bleed time as well as the risk of running the reservoir dry during brake bleeding
- Aluminum enclosure provides anti-corrosive protection and prevents the elements from affecting reliability while the finned housing design dissipates heat efficiently
- The unit's hydraulic pump is unrestricted by fluid displacement requirements of brakes which allows for use on single, tandem, and triple axle applications regardless of capacity without the risk of starving the brakes for fluid
- Solid state electronics eliminate mechanical relays and possible damage to the unit if wired incorrectly in addition to improved durability and compatibility with any electric brake controller
- Proportional pressure output to the brakes corresponds to voltage output of the brake controller for smooth, reliable braking
- Reliable warranty coverage provides each actuator with an industry leading 2 year warranty

### PRODUCT SPECIFICATIONS:

- 1,600 psi maximum pressure output for axles equipped with drum brakes (K71-650-00)

- Dimensions: 11.38" long x 6" wide x 7" high
- Requires a four wire hookup and minimum 10 amp/hour break-away kit
- Uses DOT 3 or 4 brake fluid, holds 40 cubic inches (0.7 quarts) of fluid
- Meets all DOT regulations and complies with CFR-393 federal braking requirements
- Eliminates the feeling of being "pushed" by the trailer (reducing the potential of jackknife)
- Eliminates the problems found when backing a trailer uphill with surge brakes
- Eliminates brake drag common with surge brakes on a downhill grade

**Note: Not Compatible with GMC Integrated Brake Controllers**

**Brand**

Dexter Axle

**Manufacturer Part Number**

K71-651-00

---



## **DEXTER Electric / Hydraulic Actuator for Drum Brakes 1000 PSI**

DEXTER Electric / Hydraulic Actuator for Drum Brakes 1000  
PSIFREE SHIPPING!

[Read More](#)

**SKU:** K71-650-00

**Categories:** [Actuators](#), [Brakes](#)

### **Product Description**

DEXTER Electric / Hydraulic Actuator for Drum Brakes 1000 PSI

DEXTER Electro/Hydraulic Drum brake actuator is compatible with all vehicle electric connectors and works with most in-cab controllers.

Electro/Hydraulic brake actuator provides 1,000 psi of pressure for 1-3 axles equipped with drum brakes. Brake fluid pressure is proportional to the electronic brake controller signal. Sealed, anodized aluminum housing provides a weather tight seal.

#### **FEATURES INCLUDE:**

- Large reservoir capacity reduces the number of fill-ups required which reduces the bleed time as well as the risk of running the reservoir dry during brake bleeding
- Aluminum enclosure provides anti-corrosive protection and prevents the elements from affecting reliability while the finned housing design dissipates heat efficiently
- The unit's hydraulic pump is unrestricted by fluid displacement requirements of brakes which allows for use on single, tandem, and triple axle applications regardless of capacity without the risk of starving the brakes for fluid
- Solid state electronics eliminate mechanical relays and possible damage to the unit if wired incorrectly in addition to improved durability and compatibility with any electric brake controller
- Proportional pressure output to the brakes corresponds to voltage output of the brake controller for smooth, reliable braking
- Reliable warranty coverage provides each actuator with an industry leading 2 year warranty

**PRODUCT SPECIFICATIONS:**

- 1,000 psi maximum pressure output for axles equipped with drum brakes (K71-650-00)
- Dimensions: 11.38" long x 6" wide x 7" high
- Requires a four wire hookup and minimum 10 amp/hour break-away kit
- Uses DOT 3 or 4 brake fluid, holds 40 cubic inches (0.7 quarts) of fluid
- Meets all DOT regulations and complies with CFR-393 federal braking requirements
- Eliminates the feeling of being "pushed" by the trailer (reducing the potential of jackknife)
- Eliminates the problems found when backing a trailer uphill with surge brakes
- Eliminates brake drag common with surge brakes on a downhill grade


**Note: Not Compatible with GMC Integrated Brake Controllers**

**Brand**

Dexter Axle

**Manufacturer Part Number**

K71-650-00



**Dexter True 8000# Brake Hub  
12-1/4"x3-3/8", Grease 9/16" studs**

Dexter 8-285-11 Brake Hub, 9/16" Studs, Free Shipping to Lower 48 US States

[Read More](#)

**SKU:** D2E-8-285-11-1

**Categories:** [8000# Hubs](#)

**Product Description**

Brand: Dexter

Part#: 8-285-11

Hub fits brakes 12-1/4"x3-3/8"

Pilot: 4.75"

Stud Size: 9/16"

Lube Type: Grease

Fits the Below Items But Not Included:

Inner Bearing: 25580

Outer Bearing: 02475

Seal: 10-63 (3.376" O.D., 2.250" I.D.)



## **Dexter Unitized Oil SEAL 10-51 (2.875" ID / 3.88" OD)**

Dexter Unitized Oil SEAL 10-51 (2.875" ID / 3.88" OD)!

[Read More](#)

SKU: 10-51

Categories: [Seals](#)

### **Product Description**

Fits Dexter, part# 10-51

Dimensions: OD 3.88", ID 2.875"

Dexter 9K & 10K Axles, part # 10-51

Fits Dexter Hub Part#'s: 9-44, 8-415



## **Dexter Unitized Oil SEAL 10-56**

## **(3.125" ID / 4.50" OD)**

Dexter Unitized Oil SEAL 10-56 (3.125" ID / 4.50" OD)

[Read More](#)

SKU: 10-56

Categories: [Seals](#)

### **Product Description**

Fits Dexter SEAL, Part # **10-56**

**Dimensions: OD 4.50", ID 3.125"**

**Dexter 10 - 15K Axles, part # 10-56**

**ALKO 10-12K, part # 568217**

**Hayes10-12k, part # 091023**

**Fits Dexter Hub#'s : 9-27, 8-214, 8-216, 8-214, 8-401, 9-28**

**Fits ALKO Hub #'s : 090814**

---



## **Dexter Unitized Oil SEAL 10-63 (2.25" ID / 3.376" OD)**

Dexter Unitized Oil SEAL 10-63 (2.25" ID / 3.376" OD)!

[Read More](#)

SKU: 10-63

Categories: [Seals](#)

### **Product Description**

Dexter SEAL

Part # **10-63**

**Dimensions: OD 3.376", ID 2.25"**

**Dexter 9K &10K Axles, part # 10-63**

**Fits Dexter Hub Part#'s: 8-174, 8-219, 8-355, 8-393, 8-218, 8-285, 8-232, 8-286**

**Fits ALKO / Hayes Hub Part#'s: 9080648**

!!

---



## **Different Center Caps can be found in Category: "Wheel / Rim Accessories"**

Different Center Caps can be found in Category: "Wheel / Rim Accessories"

[Read More](#)

SKU: Center Caps

Categories: [15"](#)

## **Product Description**

Different Center Caps can be found under Category: "Wheel / Rim Accessories"

X  
X

---



## **Draw-Tite Zinc Ball Mount Receiver Hitch 8" Drop, 12K GTW 2"x2"**

Draw-Tite Zinc Ball Mount Receiver Hitch 8" Drop, 12K GTW

[Read More](#)

**SKU:** 4283

**Categories:** [Hitches](#)

## Product Description

Brand: Draw-Tite

Model: 4283

Gross Trailer Weight: 12,000 LBS

Gross Tongue Weight: 1,200 LBS

Finish: ZINC

Class Rated: V-5

Ball Mount Hole Diameter: 1-1/4"

Fits 2" x 2" Receiver Hole

---



## **DUALLY 4.75" Elevate ST235/80R16 DUAL SILVER 8H/E Assembly**

ST235/80R16 Steel Silver Dual / Bud 4.75" 8H/E Assembly

[Read More](#)

**SKU:** D2E34945

**Categories:** [16"](#)

## Product Description

Completely Assembled Unit

Tire: ST235/80R16 Eply mated to a 16"x6" 8 on 6.5" Hole Bolt Pattern SILVER DUALLY Rim, 3100# capacity assembly

### **Tire Specs:**

- Elevate ST235/80R16 Eply 10PLY
- High Speed Trailer Tire
- Tubeless Type
- Radial Ply
- Load Range E, 3500# capacity
- S.W: 9.4"
- O.D: 30.9"
- Max PSI 90
- Rim



## Dump Gate Handle Latch

Dump Trailer Gate Handle / Latch

[Read More](#)

SKU: DGH

Categories: [Gate Handles / Latches](#)

### Product Description

Factory made Dump Bed Gate Latch

!



## Dump Hinge

Dump Hinge for Dump Trailers

[Read More](#)

SKU: D2E-Paddle

Categories: [Hinges](#)

### Product Description

Dump Hinge for Dump Trailers

Please verify your Dump Trailer uses this type.



## Dutton Lanson Spare Tire Mount Zinc Coated

Spare Tire mount for trailer wheels


[Read More](#)

**SKU:** DL6121

**Categories:** [Spare Tire Mounting Systems](#)

### Product Description

This is a Trailer Spare Tire Mount by Dutton Lanson part# 6121



## E Track 2" Rope Tie Off fits E or A Track

660001 : E Track 2" Rope Tie Off fits E or A Track !

[Read More](#)

**SKU:** D2E660001

**Categories:** [E Track](#)

### Product Description

Rope Tie-Offs

2" Rope Tie-Offs with 4900G


Webbing and 1027 D-Ring

660001

**Series E or A**

Weight: 0.4 lbs./0.2 kgs.

Working Load Limit: 1,000 lbs./455 kgs.



## E Track Beam Support

1845 : E Track Beam Support

[Read More](#)

**SKU:** 1845

**Categories:** [E Track](#)

### Product Description

Features include zinc plating and a positive locking mechanism.

Kinedyne offers both standard and heavy-duty beam sockets designed for use with standard commercial grade 2"x 4" or 2" x 6" lumber.

Load capacity when using

Wood Beam Sockets is based on the strength of the wood beams. Due to variations in lumber strength, load ratings are not provided.



### E Track Light Duty Circle Ring,

## 3000# Break Strength

EFTG-2CR-3M : E Track Light Duty Circle Ring, 3000# Break Strength

[Read More](#)

SKU: D2EEFTG-2CR-3M

Categories: [E Track](#)

## Product Description

E/A Track Logistic Track Fittings with a 2" Circle Ring

Perfect for added stability and security when hauling your precious cargo like Harleys, dirt bikes, ATVs, go karts, etc..... Snaps into your E or A Track.

---



## ELEVATE ST225/75R15 6H/D ply Silver Mod Trailer Wheel Assembly

ELEVATE ST225/75R15 6H/D ply Silver Mod Hole Radial Trailer Wheel Assembly

[Read More](#)

SKU: Y306130

Categories: [15"](#)

## Product Description

- **Tire Specs**
- **RADIAL**
- **ELEVATE ST225/75R15 Dply (8 PLY)**
- H78x15 Alternate Size
- High Speed Trailer Tire
- Tubeless Type
- Radial Ply
- Load Range D, 2540# capacity
- S.W: 8.9"
- O.D: 28.4"

- Max PSI 65
- Rim 15x6
- The LoadStar Trailer tire provides a 2 year warranty with the warranty number imprinted on each tire.
- These tires provide: Longer Wear, Better Towing Stability, Reduced Rolling Resistance and meets all US Dept of Transportation requirements.

- 
- 
- 

- Rim Specs
- 15"x6" SILVER MOD HOLE Steel Rim Powder Coated
- Bolt Pattern 6 x 5.5"
- Rim Capacity & PSI 2830# / 80PSI
- 0 offset
- 4.27" Pilot Diameter



## **ELEVATE STR RADIAL ST205/75R15 Aluminum / Gun Metal Wheel Assembly 5H x 4.5" BP**

15" Aluminum / Gun Metal Wheel / Tire Assembly 5H x 4.5" BP

[Read More](#)

SKU: Y305009-053

Categories: [15"](#)

### **Product Description**

- Tire Specs
- Radial Ply

- ST205/75R15 C ply (6 ply)
- F78x15 Alternate Size
- High Speed Trailer Tire
- Speed Rating M / 81 Mph
- Tubeless Type
- Load Range C, 1820# capacity
- Sidewall 7.8"
- O.D. 27.4"
- Max PSI 50
- Nylon Bias Ply Constructed Tire for Durability and Bruise Resistance.
- Wide center rib for improved road contact
- Open shoulder tread pattern to improve self-cleaning abilities
- Enhanced tread blade design to reduce scrubbing when turning
- Improved heat dissipation to extend the tread life
- Down To Earth Factory OEM Tire.
  - Rim Specs:
    - 15"x5" 1 Piece Aluminum
    - Clear Coated Rim
    - Bolt Pattern 5 x 4.5"
    - Pilot Diameter 3.19"
    - Rim Capacity 2150#
    - 0 offset
    - 5) Acorn Lug Nuts
    - 1) Center Cap



## Enclosed Cargo Aluminum Spare Tire Mount System

Enclosed Cargo Aluminum Spare Tire Mount System FREE SHIPPING!!

[Read More](#)

SKU: TMB0

Categories: [Spare Tire Mounting Systems](#)

### Product Description

***This is a universal Aluminum Spare Tire Mount made by Load Locker.***



\* (1) Aluminum Base Male Grooved Track measuring 4-1/4"L x 2"W x 1/4"H



YOUR DONE!!!



## Fastway 6" Flip Jack Foot Automatic Folding Trailer Tongue Jack Foot 2-1/4 Jacks

Fastway 6" Flip Jack Foot Automatic Folding Trailer Tongue Jack Foot 2-1/4 Jacks

[Read More](#)

**SKU:** D2E88-00-6500

**Categories:** [Jacks](#)

### Product Description

FastWay Flip Jack 6" Flip Jack for 2-1/4" Jack

Measure the upper section of your Jack's Tube Diameter, should be 2-1/4" for this part to work.

It's time to stop fumbling with a stack of wood blocks to stick under your tongue jack. The Fastway® Flip™ jack foot extends your jack by six inches and is the only jack foot that is completely automatic. The Flip puts itself away, with no springs, cables, pins, or clips required. It drops into place automatically when you extend your jack, and tucks up out of the way automatically when you retract it for towing. With a Flip jack foot there is:

- No bending over or kneeling
- Nothing extra to store or keep track of
- 50 cranks saved both up and down
- No tinkering - automatically locks down and flips up

Get a Fastway Flip jack foot today and say goodbye to your tongue jack hassles.

The Flip jack foot attaches permanently to the bottom of your jack's inner tube. As you extend your jack,

the Flipjack foot extends down, and locks into place. When you raise your jack, the Flip jack foot automatically tucks up under the frame and out of the way!

---