



DEXTER Brand 3.5K Idler Complete Trailer Axle Assembly

Choose your size from the drop box list or call for a custom size.
Made in USA !!!

[Read More](#)

SKU: Dex3500#IdlerAxle

Categories: [3500# Axles](#), [Axles](#)

Product Description

DEXTER Brand 3500LB IDLER (NO BRAKE) COMPLETE AXLE 25.25" Double Eye Springs & Ubolts

FREE SHIPPING!!

Choose your size

95" Hub Face / 80" Spring Center Measurement for this 3.5K Idler Axle
89" Hub Face / 74" Spring Center Measurement for this 3.5K Idler Axle
85" Hub Face / 70" Spring Center Measurement for this 3.5K Idler Axle
73" Hub Face / 58" Spring Center Measurement for this 3.5K Idler Axle
61" Hub Face / 46" Spring Center Measurement for this 3.5K Idler Axle
49" Hub Face / 34" Spring Center Measurement for this 3.5K Idler Axle
These include the EASY/ACCU-LUBE spindles, so no need to add buddy bearings.

This is a brand new brake axle rated at 3500 lbs. Painted Black, with 25.25" double eye springs. Has a 5x4.5" bolt pattern, other bolt patterns available!

Simply bolt on the tires and you're ready to go.

To ensure you receive the correct axles, email or call me.

To measure the Hub Face: measure from one end of the axle where the lug bolts protrude out from to the other end at the same point. This is the Hub Face.

To measure the Spring Center: Measure from the middle of the spring center on one end to the spring center on the other end. There should be a/b 15" difference between the Hub Face and the Spring Center measurement.


We also have Torsion axles or axles with hydraulic brakes in addition to having many Drop axles in stock.

All Freight quotes are considered to a Business/Commercial Address or Nearest Terminal to the provided zip/postal code.

Freight Residential Delivery is available at an additional cost.



912 367 3007



Dexter Brand 4" DROP 7000# Brake Axle Complete

4" DROP 7000# Brake Axle Complete

[Read More](#)

SKU: D7KBrakeAxleDrop

Categories: [Axles](#)

Product Description

(1) Dexter Brand 4" Drop 7000LB CAMBERED BRAKE AXLE WITH ACCU-LUBE EASY GREASE SPINDLE Completely Assembled w/ Ubolts and 27" Slipper Springs

PLEASE NOTE, A NEW FREIGHT SURCHARGE OF \$100 IS ADDED TO ANYTHING OVER 97" Length

AXLE SIZE : 96" HUB FACE / 80" SPRING CENTER

95" HUB FACE / 75" SPRING CENTER

This is a brand new brake axle rated at 7000 lbs.

Axle has ELECTRIC brakes and uses a Bottom Mount Slipper spring setup,

double eye is optional.

Already painted, Galvanization is available.

Has an 8X6.5"bolt pattern for your rims. Simply bolt on the tires and you're ready to go.

To measure the Hub Face: measure from one end of the axle where the lug bolts protrude out from to the other end at the same point. This is the Hub Face.

To measure the Spring Center: Measure from the middle of the spring center on one end to the spring center on the other end. There should be a/b 15" difference between the Hub Face and the Spring Center measurement.

We can build Torsion axles or axles with hydraulic brakes & Drop Axles, pretty much any custom order axle you need.

All Freight quotes are considered to a Business/Commercial Address or Nearest Terminal to the provided zip/postal code.

Call 912 367 3007 EXT 310 for a quote today.

Freight Residential Delivery is available at an additional cost.



**DEXTER BRAND 5200 / 6000# Axle
Trailer Brake Drum with 6on5.5"**

Bolt Pattern

5200 / 6000# Axle Trailer Brake Drum 6x5.5" BP with Races & Studs

[Read More](#)

SKU: 008-213-9C

Categories: [5200 / 6000# Trailer Hubs 6Lug](#)

Product Description

Fits Dexter & Quality Brands & others with same bearings

Includes 5200 6000 # Brake Hub with 6on5.5" BP and the following components:

Inner Race # 25520 (3.625" OD)

Outer Race # 15245 (2.441" OD)

Inner Bearing # 25580 (1.75" ID)

Outer Bearing # 15123 (1.25" ID)

Seal # 10-36

(6) Lug Nuts 1/2"x20

Cotter Pin 1/8"

Washer 1"

Castle Nut 1"

Grease Cap 2.44"

NOTE: Please use Bolt Pattern Guide Located in the Wheels Section to ensure you are measuring the bolt pattern accurately



Dexter Brand 5200 LBS 4" Drop Electric Brake Complete Trailer Axle Assembly

5.2K 4" Drop Brake Complete Trailer Axle Assembly Made In USA

[Read More](#)

SKU: D3.5KaxleBRAKE4D-1

Categories: [5200# Axles](#), [Axles](#)

Product Description

Dexter Brand 5200 LBS 4" Drop BRAKE AXLE

IN STOCK SIZES:

96" Outer Hub Face / 80" Spring Center Measurement - COMMON ON OUR
POWER TILT TRAILERS

95" Outer Hub Face / 75" Spring Center Measurement - COMMON ON OUR
GRAVITY TILT TRAILERS

Please call 912.367.3007 Ext 310 OR 3011 for Freight Quote

PLEASE NOTE, A NEW FREIGHT SURCHARGE OF \$100 IS ADDED TO ANYTHING OVER
97" Length

Custom Sizes available.

These include the EASY/ACCU-LUBE spindles, so no need to add buddy bearings.

This is a brand new brake axle rated at 5200 lbs. Does have AUTO-ADJUST ELECTRIC
brakes, already painted, with 25.25" double eye springs. Has a 6x5.5" bolt pattern, other
bolt patterns available! Simply bolt on the tires and you're ready to go.

To ensure you receive the correct axles, email or call me.

**To measure the Hub Face: measure from one end of the axle where the lug bolts
protrude out from to the other end at the same point. This is the Hub Face.**

**To measure the Spring Center: Measure from the middle of the spring center on
one end to the spring center on the other end. There should be a/b 15" difference
between the Hub Face and the Spring Center measurement.**

**We also have Torsion axles or axles with hydraulic brakes in addition to having
many Drop axles in stock.**

**All Freight quotes are considered to a Business/Commercial Address or Nearest
Terminal to the provided zip/postal code.**

Freight Residential Delivery is available at an additional cost.



Dexter Brand 5200 LBS Electric Brake Complete Trailer Axle Assembly

5.2K Brake Complete Trailer Axle Assembly Made In USA

[Read More](#)

SKU: D5.2KaxleBRAKE-1-1-1-1

Categories: [5200# Axles](#), [Axles](#)

Product Description

Dexter Brand 5200 LBS BRAKE AXLE

IN STOCK SIZES:

95" Outer Hub Face / 80" Spring Center Measurement

85" Outer Hub Face / 70" Spring Center Measurement

73" Outer Hub Face / 58" Spring Center Measurement

12" x 2" Electric Brakes and 1/2" studs

Please call 912.367.3007 Ext 310 OR 3011 for Freight Quote

PLEASE NOTE, A NEW FREIGHT SURCHARGE OF \$100 IS ADDED TO ANYTHING OVER
97" Length

Custom Sizes available.

These include the EASY/ACCU-LUBE spindles, so no need to add buddy bearings.
This is a brand new brake axle rated at 5200 lbs. Does have ELECTRIC brakes, already
painted, with 25.25" Double Eye springs. Has a 6x5.5" bolt pattern, other bolt patterns
available! Simply bolt on the tires and you're ready to go.

To ensure you receive the correct axles, email or call me.

**To measure the Hub Face: measure from one end of the axle where the lug bolts
protrude out from to the other end at the same point. This is the Hub Face.**

**To measure the Spring Center: Measure from the middle of the spring center on
one end to the spring center on the other end. There should be a/b 15" difference
between the Hub Face and the Spring Center measurement.**

**We also have Torsion axles or axles with hydraulic brakes in addition to having
many Drop axles in stock.**

**All Freight quotes are considered to a Business/Commercial Address or Nearest
Terminal to the provided zip/postal code.**

Freight Residential Delivery is available at an additional cost.





Dexter Brand 5200# Brake Axle Complete

5200# Brake Axle Complete Made in USA Free Shipping to Commercial Address / Terminal

[Read More](#)

SKU: D5.2KBrakeAxle

Categories: [Axles](#)

Product Description

(1) Dexter Brand 5200LB CAMBERED BRAKE AXLE WITH ACCU-LUBE EASY GREASE SPINDLE COMPLETE with 25.25" Double Eye Springs attached with Ubolts.

PLEASE NOTE, A NEW FREIGHT SURCHARGE OF \$100 IS ADDED TO ANYTHING OVER 97" Length

Choose AXLE SIZE from the Dropdown Box:

95" HUB FACE / 80" SPRING CENTER

85" Hub Face / 70" Spring Center

This is a brand new brake axle rated at 5200 lbs.

Does have brakes, already painted, with springs.

Has an 6X5.5" bolt pattern. Simply bolt on the tires and you're ready to go.

Thanks.

These 5200 LB axle use a Double Eye spring setup, Slipper springs are optional.

Call for a freight quote 912 367 3007 ext 310

To measure the Hub Face: measure from one end of the axle where the

lug bolts protrude out from to the other end at the same point. This is the Hub Face.

To measure the Spring Center: Measure from the middle of the spring center on one end to the spring center on the other end. There should be a/b 15" difference between the Hub Face and the Spring Center measurement.

All Freight quotes are considered to a Business/Commercial Address or Nearest Terminal to the provided zip/postal code.



DEXTER Brand 6000# Electric Brake Axle Complete

6000# Brake Axle Complete Made in USA

[Read More](#)

SKU: DEX6000KBrakeAxle

Categories: [Axles](#)

Product Description

(1) DEXTER Brand 6000LB 6Lug CAMBERED BRAKE AXLE WITH ACCU-LUBE EASY GREASE SPINDLE COMPLETE with 25.25" DOUBLE EYE Springs ATTACHED with Ubolts.

PLEASE NOTE, A NEW FREIGHT SURCHARGE OF \$100 IS ADDED TO ANYTHING OVER 97" LENGTH

Choose AXLE:

95" HUB FACE / 80" SPRING CENTER

This is a brand new brake axle rated at 6000 lbs.

Does have 12" x 2" brakes, already painted, with springs.

Has a 6X5.5" bolt pattern. Simply bolt on the tires and you're ready to go.

These 6000 LB axle uses a Double Eye Spring setup. Slipper is Optional.

To ensure you receive the correct axles, email or call me.

To measure the Hub Face: measure from one end of the axle where the lug bolts protrude out from to the other end at the same point. This is the Hub Face.

To measure the Spring Center: Measure from the middle of the spring center on one end to the spring center on the other end. There should be a/b 15" difference between the Hub Face and the Spring Center measurement.

All Freight quotes are considered to a Business/Commercial Address or Nearest Terminal to the provided zip/postal code.



912 367 3007



Dexter Brand 7000 LBS 4" Drop Electric Brake Complete Trailer Axle Assembly

7K 4" Drop Brake Complete Trailer Axle Assembly Made In USA

[Read More](#)

SKU: D3.5KaxleBRAKE4D-1-1

Categories: [7000# Axles](#), [Axles](#)

Product Description

Dexter Brand 7000 LBS 4" Drop BRAKE AXLE

IN STOCK SIZES:

96" Outer Hub Face / 80" Spring Center Measurement - COMMON ON OUR
POWER TILT TRAILERS

95" Outer Hub Face / 75" Spring Center Measurement - COMMON ON OUR
GRAVITY TILT TRAILERS

Auto Adjust Electric Brakes and 1/2" studs

Please call 912.367.3007 Ext 310 OR 3011 for Freight Quote

PLEASE NOTE, A NEW FREIGHT SURCHARGE OF \$100 IS ADDED TO ANYTHING OVER
97" Length
Custom Sizes available.

These include the EASY/ACCU-LUBE spindles, so no need to add buddy bearings.

This is a brand new brake axle rated at 7000 lbs. Does have AUTO-ADJUST ELECTRIC brakes, already painted, with 26.5" Slipper springs. Has a 8x6.5" bolt pattern, other bolt patterns available! Simply bolt on the tires and you're ready to go.

To ensure you receive the correct axles, email or call me.

To measure the Hub Face: measure from one end of the axle where the lug bolts protrude out from to the other end at the same point. This is the Hub Face.

To measure the Spring Center: Measure from the middle of the spring center on one end to the spring center on the other end. There should be a/b 15" difference between the Hub Face and the Spring Center measurement.

We also have Torsion axles or axles with hydraulic brakes in addition to having many Drop axles in stock.

All Freight quotes are considered to a Business/Commercial Address or Nearest Terminal to the provided zip/postal code.

Freight Residential Delivery is available at an additional cost.



Dexter Brand 7000 LBS Electric Brake Complete Trailer Axle Assembly

7K Brake Complete Trailer Axle Assembly Made In USA

[Read More](#)

SKU: D7KaxleBRAKE-1-1-1

Categories: [7000# Axles](#), [Axles](#)

Product Description

Dexter Brand 7000 LBS BRAKE AXLE

IN STOCK SIZES:

95" Outer Hub Face / 80" Spring Center Measurement

85" Outer Hub Face / 70" Spring Center Measurement

80" Outer Hub Face / 64" Spring Center Measurement

73" Outer Hub Face / 58" Spring Center Measurement

Electric Brakes and 1/2" studs

Please call 912.367.3007 Ext 310 OR 3011 for Freight Quote

PLEASE NOTE, A NEW FREIGHT SURCHARGE OF \$100 IS ADDED TO ANYTHING OVER
97" Length

Custom Sizes available.

These include the EASY/ACCU-LUBE spindles, so no need to add buddy bearings.

This is a brand new brake axle rated at 7000 lbs. Does have ELECTRIC brakes, already painted, with 26.5" Slipper springs. Has a 8x6.5" bolt pattern, other bolt patterns available!

Simply bolt on the tires and you're ready to go.

To ensure you receive the correct axles, email or call me.

To measure the Hub Face: measure from one end of the axle where the lug bolts protrude out from to the other end at the same point. This is the Hub Face.

To measure the Spring Center: Measure from the middle of the spring center on one end to the spring center on the other end. There should be a/b 15" difference between the Hub Face and the Spring Center measurement.

We also have Torsion axles or axles with hydraulic brakes in addition to having many Drop axles in stock.

All Freight quotes are considered to a Business/Commercial Address or Nearest Terminal to the provided zip/postal code.

Freight Residential Delivery is available at an additional cost.



DEXTER Brand 7000# Brake Axle Complete

7000# Brake Axle Complete Made in USA

[Read More](#)

SKU: 7KBrakeAxle

Categories: [Axles](#)

Product Description

(1) DEXTER Brand 7000LB CAMBERED BRAKE AXLE WITH ACCU-LUBE EASY GREASE SPINDLE Completely Assembled w/ Ubolts and 27" Slipper Springs

Choose AXLE SIZE :

95" HUB FACE / 80" SPRING CENTER

85" HUB FACE / 70" SPRING CENTER

PLEASE NOTE, A NEW FREIGHT SURCHARGE OF \$100 IS ADDED TO ANYTHING OVER 97"

This is a brand new brake axle rated at 7000 lbs.

Axle has ELECTRIC brakes and uses a Slipper spring setup, double eye is optional.

Already painted, Galvanization is available.

Has an 8X6.5"bolt pattern for your rims. Simply bolt on the tires and you're ready to go.

To measure the Hub Face: measure from one end of the axle where the lug bolts protrude out from to the other end at the same point. This is the Hub Face.

To measure the Spring Center: Measure from the middle of the spring center on one end to the spring center on the other end. There should be a/b 15" difference between the Hub Face and the Spring Center measurement.

We can build Torsion axles or axles with hydraulic brakes & Drop Axles, pretty much any custom order axle you need.

All Freight quotes are considered to a Business/Commercial Address or Nearest Terminal to the provided zip/postal code.

Call 912 367 3007 EXT 310 for a quote today.

Freight Residential Delivery is available at an additional cost.





DEXTER BRAND 9k & 10k General Duty Drum ONLY 9-123

9k & 10k General Duty Drum ONLY 9-123

[Read More](#)

SKU: 9-123-1

Categories: [9 & 10K Hubs](#)

Product Description

12 1/4" x 3 3/8" Drum Only For 9,000 lb and 10,000 GD Axles.

This drum is to be used with part number 8-430-3 hub(new style 2pc hub & drum). This drum is used on 9-10K GD axles made after July of 2009. The drum uses a brake assembly that measures 12 1/4" x 3 3/8". To mount the drum to the hub you will need 8 of the 7-245 mounting bolts. The mounting bolts are not included.

- Fits Dexter 9-10k general duty axles with 2pc hub & drums after 7/2009
 - Use with 8-430-3 2piece hubs
 - 12-1/4" x 3-3/8"
 - Drum only



Dexter True 8000# Brake Hub 12-1/4"x3-3/8", Grease 9/16" studs

Dexter 8-285-11 Brake Hub, 9/16" Studs, Free Shipping to Lower 48 US States

[Read More](#)

SKU: D2E-8-285-11-1

Categories: [8000# Hubs](#)

Product Description

Brand: Dexter

Part#: 8-285-11

Hub fits brakes 12-1/4"x3-3/8"

Pilot: 4.75"

Stud Size: 9/16"

Lube Type: Grease

Fits the Below Items But Not Included:

Inner Bearing: 25580

Outer Bearing: 02475

Seal: 10-63 (3.376" O.D., 2.250" I.D.)



Dexter Unitized Oil SEAL 10-51 (2.875" ID / 3.88" OD)

Dexter Unitized Oil SEAL 10-51 (2.875" ID / 3.88" OD)!

[Read More](#)

SKU: 10-51

Categories: [Seals](#)

Product Description

Fits Dexter, part# 10-51

Dimensions: OD 3.88", ID 2.875"

Dexter 9K &10K Axles, part # 10-51

Fits Dexter Hub Part#'s: 9-44, 8-415



Dexter Unitized Oil SEAL 10-56 (3.125" ID / 4.50" OD)

Dexter Unitized Oil SEAL 10-56 (3.125" ID / 4.50" OD)

[Read More](#)

SKU: 10-56

Categories: [Seals](#)

Product Description

Fits Dexter SEAL, Part # **10-56**

Dimensions: OD 4.50", ID 3.125"


Dexter 10 - 15K Axles, part # 10-56

ALKO 10-12K, part # 568217

Hayes10-12k, part # 091023

Fits Dexter Hub#'s : 9-27, 8-214, 8-216, 8-214, 8-401, 9-28

Fits ALKO Hub #'s : 090814



Dexter Unitized Oil SEAL 10-63 (2.25" ID / 3.376" OD)

Dexter Unitized Oil SEAL 10-63 (2.25" ID / 3.376" OD)!

[Read More](#)

SKU: 10-63

Categories: [Seals](#)

Product Description

Dexter SEAL

Part # **10-63**

Dimensions: OD 3.376", ID 2.25"

Dexter 9K & 10K Axles, part # 10-63

Fits Dexter Hub Part#'s: 8-174, 8-219, 8-355, 8-393, 8-218, 8-285, 8-232, 8-286

Fits ALKO / Hayes Hub Part#'s: 9080648

!!



HAP-158-00 Single Axle Hanger Kit 10K WITH 2-1/2" SPRINGS

Single Axle Hanger Kit 10K WITH 2-1/2" SPRINGS!

[Read More](#)

SKU: HAP-158-00

Categories: [Axle Hanger Kits](#)

Product Description

M-PARTS HAP-158-00 Kit

Kit includes 5-1/4" tall front hangers, 4-1/2" tall rear hangers and hardware for mounting springs to the frame of your trailer. Designed for use with 10,000-lb, general-duty Dexter axles. Parts for mounting axle to springs sold separately.

Features:

- Attaches 2 leaf springs (sold separately) to your trailer frame
- Can also be used with HAP-258-01, HAP-258-02 or HAP-258-03 for tandem applications
- Includes:
 - (2) 5-1/4" Tall front hangers with 3/4" bolt holes (28-74-2)
 - (2) 4-1/2" Tall rear hangers (30-61-1)
 - (2) 4-1/2" Long x 3/4" diameter spring-eye bolts (7-264)
 - (2) 3/4" Diameter locknuts (6-113)
- Designed for use on trailers with 10,000-lb, general-duty Dexter axles
- Does not include components for mounting axle to springs

M-Parts kit matches HAP-158-00 Dexter Hanger Kit - 2.50" Slipper Springs - 10,000 lbs General Duty

Replaces 10GDH-K157



**HAP-258-01 10K Tandem Equalizer
Kit for 2-1/2" Springs, 14-1/4"
Equalizer**

10K Tandem Equalizer Kit for 2-1/2" Springs, 14-1/4" Equalizer

[Read More](#)

SKU: HAP-258-01

Categories: [Axle Hanger Kits](#)

Product Description

- M-Parts HAP-258-01 Kit
 - 10K Tandem Equalizer Kit for 2-1/2" Springs, 14-1/4" Equalizer, Axle spacing 38" using 2-1/2" spring
 - This kit is composed of the follow parts:
 - 029-043-02 - Center Hanger (2)
 - 013-108-03 - Equalizer (2) 14-1/4" L
 - 007-169-00 - Spring Eye Bolt (2)
 - 007-095-00 - Keeper Bolt (2)
 - 007-170-00 - Equalizer Bolt (2)
 - 006-046-00 - Locknut (2)
 - 006-072-00 - Locknut (2)
 - 006-112-00 - Locknut (2)
-



HAP-258-02 10K Tandem Equalizer Kit for 2-1/2" Springs, 18.5" Equalizer, 42-1/4" Spacing

10K Tandem Equalizer Kit for 2-1/2" Springs, 18.5" Equalizer

[Read More](#)

SKU: HAP-258-02

Categories: [Axle Hanger Kits](#)

Product Description

- M-PARTS 10K Tandem Equalizer Kit for 2-1/2" Springs, 18.5" Equalizer for Axle Spacing of 42-1/4"
- This kit is composed of the following parts:
 - 029-043-02 - Center Hanger (2)

013-108-03 - Equalizer (2) 18.5" L
007-169-00 - Spring Eye Bolt (2)
007-095-00 - Keeper Bolt (2)
007-170-00 - Equalizer Bolt (2)
006-046-00 - Locknut (2)
006-072-00 - Locknut (2)
006-112-00 - Locknut (2)



HAP-258-03 10K Tandem Equalizer Kit for 2-1/2" Springs, 24-5/8" Equalizer

10K Tandem Equalizer Kit for 2-1/2" Springs, 24-5/8" Equalizer

[Read More](#)

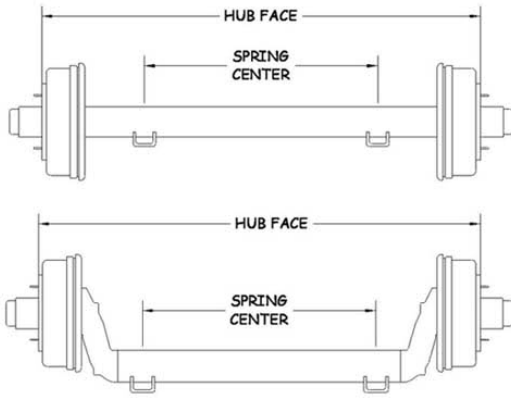
SKU: HAP-258-03

Categories: [Axle Hanger Kits](#)

Product Description

M-PARTS HAP-258-03 10K Tandem Equalizer Kit for 2-1/2" Springs, 18.5" Equalizer, 48-1/2" Axle Spacing

- This kit is composed of the follow parts:
 - 029-043-02 - Center Hanger (2)
 - 013-108-03 - Equalizer (2) 24-5/8" L
 - 007-169-00 - Spring Eye Bolt (2)
 - 007-095-00 - Keeper Bolt (2)
 - 007-170-00 - Equalizer Bolt (2)
 - 006-046-00 - Locknut (2)
 - 006-072-00 - Locknut (2)
 - 006-112-00 - Locknut (2)
-



How to Measure Axles

[Read More](#)

SKU: AxleMeasure

Categories: [How to Measure Axles](#)

Product Description



Axles are measured based on Outer Hub Face Distance and Spring Center Dimensions. Please reference the images to ensure accuracy of concepts.

Axles can be Drop, Straight, or Cambered Beams.

Beams can be made of square, round or rectangle tubing.

Torsion Axles will not have springs, but will have an arm that sticks out. The suspension is inside the axle.

Make sure you measure your bolt pattern on 5Lug Axles as there are many different sizes. Most common is 5on4.5", which will measure 2-5/8" from Lug1Center to Lug2 Center.



**Left Hand 12-1/4" x 2-1/2";
ELECTRIC Nev-R-Adjust Brake**

Assembly 4 Hole Mount 7200 / 8000 axles for Dexter

23-622 : Left Hand Nev-R-Adjust 12-1/4" X 2-1/2" Electric Brake Assembly 4 Hole Mount Dexter Brand 7200 / 8000 axles

[Read More](#)

SKU: 77-1208HB-01 / 23-622

Categories: [7200 / 8000N](#), [Brakes](#), [Electric](#)

Product Description

12-1/4" x 2-1/2" electric brake assembly Auto-Adjust for Left Hand Side (Passenger).


Fits Dexter 7200/8000 Brake Assembly, part# 23-622

WILL MATCH DRUM NUMBERED 8-393 STAMPED INTO IT.

Assembly includes 4 Hole Cast Back Plate, Pads, magnet, springs, complete.

[It is designed to be used on an axle rated 7200/8000](#)

[Self Adjust Brake Assembly](#)



LH 12-1/4" x 5" HYDRAULIC Brake Assembly 7 Hole Mount Fits Dexter 12K / 15K axles

23-408 / 23-406 : LH 12-1/4" x 5" Hydraulic Brake Assembly 7 Hole Mount Dexter Brand 12K / 15K axles

[Read More](#)

SKU: 23-408 / 23-406

Categories: [12K](#), [15K](#), [Brakes](#), [Hydraulic](#)

Product Description

MAT brand 12-1/4" x 5" Hydraulic brake assembly for Driver Side (Left).

Compatible w/ Dexter / Lippert 12K / 15k axles

Matches 23-408 / 23-406 Dexter Part #

Assembly includes 7 Hole Cast Back Plate, Pads, magnet, springs, complete.

[It is designed to be used on an axle rated 12,000 - 15,000lbs.](#)



Lippert Brand 8000 LBS Hybrid Electric Brake Complete Trailer Axle Assembly

8K Brake Complete Trailer Axle Assembly Made In USA

[Read More](#)

SKU: L8KaxleBRAKE-1-1-1-1

Categories: [8000 # Axles](#), [Axles](#)

Product Description

Lippert Brand 8000 LBS BRAKE AXLE

IN STOCK SIZES:

95" Outer Hub Face / 80" Spring Center Measurement

85" Outer Hub Face / 70" Spring Center Measurement

Electric Brakes and 5/8" studs

Please call 912.367.3007 Ext 310 OR 3011 for Freight Quote

PLEASE NOTE, A NEW FREIGHT SURCHARGE OF \$100 IS ADDED TO ANYTHING OVER
97" Length

Custom Sizes available.

These include the EASY/ACCU-LUBE spindles, so no need to add buddy bearings.

This is a brand new brake axle rated at 8000 lbs. Does have ELECTRIC brakes, already painted, with 26.5" Slipper springs. Has a 8x6.5" bolt pattern, other bolt patterns available!

Simply bolt on the tires and you're ready to go.

To ensure you receive the correct axles, email or call me.

To measure the Hub Face: measure from one end of the axle where the lug bolts protrude out from to the other end at the same point. This is the Hub Face.

To measure the Spring Center: Measure from the middle of the spring center on one end to the spring center on the other end. There should be a/b 15" difference between the Hub Face and the Spring Center measurement.

We also have Torsion axles or axles with hydraulic brakes in addition to having many Drop axles in stock.

All Freight quotes are considered to a Business/Commercial Address or Nearest Terminal to the provided zip/postal code.

Freight Residential Delivery is available at an additional cost.



MAT fits Dexter & Lippert True 8000 8K Brake Hub, 12-1/4x3-3/8", 5/8" studs GREASE Bath 8-285-8

MPARTS fits Dexter 8-285-8 Brake Hub, 5/8" Studs, Free Shipping to Lower 48 US States

[Read More](#)

SKU: 99-86580-56KIT

Categories: [8000# Hubs](#)

Product Description

Brand: MAT

Dexter Part#: 8-285-8

Hub fits brake 12-1/4" x 3-3/8"

Pilot: 4.75"

Stud Size: 5/8"

Lube Type: GREASE ONLY

Fits the Below Items Included:

Inner Bearing: 25580

Outer Bearing: 02475

Seal: 10-63 (3.376" O.D., 2.250" I.D.)

Oil Cap Assembly: 21-35



MAT fits Dexter & Lippert True 8000 8K Brake Hub, 12-1/4x3-3/8", 5/8" studs OIL / GREASE Bath 8-285-10

MPARTS fits Dexter 8-285-10 Brake Hub, 5/8" Studs, Free Shipping to Lower 48 US States

[Read More](#)

SKU: 99-86580-46KIT

Categories: [8000# Hubs](#)

Product Description

Brand: MAT

Dexter Part#: 8-285-10

Hub fits brake 12-1/4" x 3-3/8"

Pilot: 4.75"

Stud Size: 5/8"

Lube Type: Oil OR Grease Lube

Fits the Below Items Included:

Inner Bearing: 25580

Outer Bearing: 02475

Seal: 10-63 (3.376" O.D., 2.250" I.D.)

Oil Cap Assembly: 21-35



MAT fits Dexter & Lippert True 8000 8K Brake Hub, 12-1/4x3-3/8", 9/16" studs GREASE Bath 8-285-11

MPARTS fits Dexter 8-285-11 Brake Hub, 9/16" Studs, Free Shipping to Lower 48 US States

[Read More](#)

SKU: 99-86580-36FKIT

Categories: [8000# Hubs](#)

Product Description

Brand: MAT

Dexter Part#: 8-285-11

Hub fits brake 12-1/4" x 3-3/8"

Pilot: 4.75"

Stud Size: 9/16"

Lube Type: GREASE ONLY

Fits the Below Items Included:

Inner Bearing: 25580

Outer Bearing: 02475

Seal: 10-63 (3.376" O.D., 2.250" I.D.)

Oil Cap Assembly: 21-35



MAT fits Dexter & Lippert True 8000 8K Brake Hub, 12-1/4x3-3/8", 9/16" studs OIL OR GREASE Bath 8-285-9

MPARTS fits Dexter 8-285-9 Brake Hub, 9/16" Studs, Free Shipping to Lower 48 US States

[Read More](#)

SKU: 99-86580-26KIT

Categories: [8000# Hubs](#)

Product Description

Brand: MAT

Dexter Part#: 8-285-9

Hub fits brake 12-1/4" x 3-3/8"

Pilot: 4.75"

Stud Size: 9/16"

Lube Type: OIL OR GREASE

Fits the Below Items Included:

Inner Bearing: 25580

Outer Bearing: 02475

Seal: 10-63 (3.376" O.D., 2.250" I.D.)

Oil Cap Assembly: 21-35



MAT fits Dexter / LCI 8 on 6.5in Hub Only For 9-10K GD Axles Before 07/2009 8-430-3

Fits Dexter 8 on 6.5in Hub Only For 9-10K GD Axles Before

07/2009 8-430-3

[Read More](#)

SKU: 8-430-03IM

Categories: [9 & 10K Hubs](#), [9K](#)

Product Description

MAT fits Dexter Hub W/ 8 on 6.5" Bolt Pattern For 9,000lb & 10,000lb GD Axles Manufactured Before 07/2009

This hub is for use with 9K to 10K GD axle spindles. Each hub has a capacity of 5,000 lbs. Spindle nut, spindle washer and drum are sold separately. Comes with 5/8" studs. Bearings, Oil Cap, Oil Seal, Retaining Ring, and Wheel Nuts Sold Separately. This Hub is designed for 9K-10K GD Dexter axles made Before July of 2009 and 9K Dexter axles made After October 1989.

Dexter Part# 8-430-3

Items included:

- 1 [25520](#) Outer Race (Already Pressed In) 3.265" OD
- 1 [382A](#) Inner Race (Already Pressed In) 3.813" OD
- 5/8" Wheel Studs
- 5,000lb Capacity Per Hub

Items Sold Separately:

- 1 - [387A](#) Inner Bearing (2.25" ID)
- 1 - [25580](#) Outer Bearing (1.75" ID)
- 1 - [10-51](#) Oil Seal (2.875" x 3.88")
- 1 - 21-88 Oil Cap
- 1 - 46-32 EZ Oil Cap Plug
- 1 - 10-163 O-ring
- 8 - 6-109 Coned Wheel Nuts
- 1 - [33-52-1](#) Wheel Retaining Ring



MAT FITS DEXTER 9000 10000 9k & 10k HEAVY Duty Oil Hub & Drum only with Races & 5/8" Studs

9k & 10k HEAVY Duty Oil Hub & Drum only with Races & 5/8" Studs 2Pc unit for 9-27 Drum & 8-214 Hub

[Read More](#)

SKU: 99-86510-44HD

Categories: [9 & 10K Hubs](#)

Product Description

MAT for Dexter Axles

2PC Design using 9-27 Drum and 8-214 Hub

WILL NOT MATCH 9 10K GENERAL DUTY. GENERAL DUTY DRUMS ARE STAMPED WITH 9-44 OR 9-123

- Coned 5/8" Wheel Nut: 6-109
- Oil Cap, O-Ring & Plug: 2136, 10-163 & 46-32
- Oil Spindle Nut, Tongue Washer & Tang Washer: 6-84, 5-60 & 5-59
- Oil Seal: 10-56
- Inner Bearing: 395s
- Outer Bearing: 387a
- Bearings, Seals, Oil Cap and Nuts Sold Separately
- Bolt Pattern: 8 on 6-1/2"
- **Includes Races & 5/8" Studs**
- 9,000 lb & 10,000 lb Capacity HAEAVY Duty Oil Hub & Drum Only For Dexter
- Pilot Diameter: 4.75"



MAT FITS DEXTER 9k & 10k General Duty Oil Hub & Drum only with Races & 5/8" Studs

9k & 10k General Duty Oil Hub & Drum only with Races & 5/8"
Studs 2Pc unit for 9-123 Drum & 8-430 Hub

[Read More](#)

SKU: 8-430-5IM

Categories: [9 & 10K Hubs](#)

Product Description

REPLACES 1-PC & 2-PC HUB/DRUM MFG. AFTER AUGUST 2009

8-430-5 = 2PC Design using 9-123 Drum and 8-430 Hub

- Note: Dexter's One piece (after July 2009) and Two piece (before July 2009) Hub Drum systems are not interchangeable.
 - Coned 5/8" Wheel Nut: 6-109
 - Before July 2009 Dexter use a two piece hub drum system: 8-288-03 & 9-44-1
 - Oil Cap, O-Ring & Plug: 2188, 10-163 & 46-32
 - Oil Spindle Nut, Tongue Washer & Tang Washer: 6-96, 5-70 & 5-71
 - Oil Seal: 10-51
 - Inner Bearing: 387A
 - Outer Bearing: 25580
 - Bearings, Seals, Oil Cap and Nuts Sold Separately
 - Bolt Pattern: 8 on 6-1/2"
 - **Includes Races & 5/8" Studs**
 - 9,000 lb & 10,000 lb Capacity General Duty Oil Hub & Drum Only - Dexter
 - Pilot Diameter: 4.75"
-



MAT for Dexter / LCI 8-285 HUB DRUM ONLY 8K Axles 5/8" Studs, Grease ONLY

Dexter 8285 HUB / DRUM ONLY

[Read More](#)

SKU: 99-86580-56

Categories: [8000# Hubs](#)

Product Description

MAT HUB / DRUM ONLY

5/8" STUDS

NOTE: WILL ONLY FIT 12-1/4 X 3-3/8" BRAKES

Part # **8-285-08**

Dimensions: 12-1/4" X 3-3/8"

Fits Dexter 8K Axles with above brake shoe size

Used for Grease applications.



MAT for Dexter / LCI 8-285 HUB DRUM ONLY 8K Axles 5/8" Studs, Oil / Grease

Dexter 8285 HUB / DRUM ONLY, SCREW IN CAP

[Read More](#)

SKU: 99-86580-46

Categories: [8000# Hubs](#)

Product Description

MAT HUB / DRUM ONLY

5/8" STUDS

NOTE: WILL ONLY FIT 12-1/4 X 3-3/8" BRAKES

Part # **8-285**

Dimensions: 12-1/4" X 3-3/8"

Fits Dexter 8K Axles with above brake shoe size

This unit has a screw in oil cap and can be used for Oil or Grease applications.

Matching oil cap needed: 21-35
